



مشاوره تحصیلی هیوا

تخصصی‌ترین سایت مشاوره کشور

تماس با مشاوران ما، با شماره گیری

۹۰۹۹۰۷۵۳۰۵

از طریق تلفن ثابت



INSTRUCTIONS FOR THE 2024 DIVERSITY IMMIGRANT VISA PROGRAM (DV-2024)

Program Overview

The Department of State annually administers the statutorily created Diversity Immigrant Visa Program. Section 203(c) of the Immigration and Nationality Act (INA) provides for a class of immigrants known as "diversity immigrants" from countries with historically low rates of immigration to the United States. For Fiscal Year 2024, up to 55,000 Diversity Visas (DVs) will be available. There is no cost to register for the DV program.

Applicants who are selected in the program (selectees) must meet simple but strict eligibility requirements to qualify for a DV. The Department of State determines selectees through a randomized computer drawing. The Department of State distributes diversity visas among six geographic regions, and no single country may receive more than seven percent of the available DVs in any one year.

For DV-2024, natives of the following countries and areas are not eligible to apply, because more than 50,000 natives of these countries immigrated to the United States in the previous five years:

Bangladesh, Brazil, Canada, China (including Hong Kong SAR), Colombia, Dominican Republic, El Salvador, Haiti, Honduras, India, Jamaica, Mexico, Nigeria, Pakistan, Philippines, Republic of Korea (South Korea), United Kingdom (except Northern Ireland) and its dependent territories, Venezuela, and Vietnam.

Natives of Macau SAR and Taiwan are eligible.

Eligibility

Requirement #1: Natives [of countries with historically low rates of immigration to the United States](#) may be eligible to enter.

If you are not a native of a country with historically low rates of immigration to the United States, there are two other ways you might be able to qualify.

- Is your spouse a native of a country with historically low rates of immigration to the United States? If yes, you can claim your spouse's country of birth – provided that you and your spouse are named on the selected entry, are found eligible and issued diversity visas, and enter the United States at the same time.
- Are you a native of a country that does *not* have historically low rates of immigration to the United States, but in which neither of your parents was born or legally resident at the time of your birth? If yes, you may claim the country of birth of one of your parents if it is a country whose natives are eligible for the DV-2024 program. For more details on what this means, see the [Frequently Asked Questions](#).

Requirement #2: Each DV applicant must meet the education/work experience requirement of the DV program by having either:

- at least a high school education or its equivalent, defined as successful completion of a 12-year course of formal elementary and secondary education;

OR

- two years of work experience within the past five years in an occupation that requires at least two years of training or experience to perform. The Department of State will use the U.S. Department of Labor's [O*Net Online](#) database to determine qualifying work experience.

For more information about qualifying work experience, see the [Frequently Asked Questions](#).

You should not submit an entry to the DV program unless you meet both of these requirements.

Entry period

Applicants must submit entries for the DV-2024 program electronically at dvprogram.state.gov between 12:00 pm (noon), Eastern Daylight Time (EDT) (GMT-4), Wednesday, October 5, 2022, and 12:00 pm (noon), Eastern Standard Time (EST) (GMT-5), Tuesday, November 8, 2022. Do not wait until the last week of the registration period to enter as heavy demand may result in website delays. No late entries or paper entries will be accepted. The law allows only one entry per person during each entry period. The Department of State uses sophisticated technology to detect multiple entries. **Submission of more than one entry for a person will disqualify all entries for that person.**

Completing your Electronic Entry for the DV-2024 Program

Submit your Electronic Diversity Visa Entry Form (E-DV Entry Form or DS-5501), online at dvprogram.state.gov. We will not accept incomplete entries or entries sent by any other means. There is no cost to submit the online entry form. Please use an updated browser when submitting your application; older browsers (Internet Explorer 8, for example) will likely encounter problems with the online DV system.

We strongly encourage you to complete the entry form yourself, without a "visa consultant," "visa agent," or other person who offers to help. If someone helps you, you should be present when your entry is prepared so that you can provide the correct answers to the questions and keep your unique confirmation number and a printout of your confirmation screen. It is extremely important that you have the printout of your confirmation page and unique confirmation number. Unscrupulous visa facilitators have been known to assist entrants with their entries, keep the confirmation page printout, and then demand more money in exchange for the confirmation number. Without this information, you will not be able to access the online system that informs you of your entry status. Be wary if someone offers to keep this information for you. You also should have access to the email account listed in your E-DV entry. See the [Frequently Asked Questions](#) for more information about DV program scams. You may also wish to view our [video](#) for an introduction to the DV program and step-by-step guide to help you submit an entry.

After you submit a complete entry, you will see a confirmation screen containing your name and a unique confirmation number. Print this confirmation screen for your records. Starting May 6, 2023, you will be able to check the status of your entry by returning to dvprogram.state.gov, clicking on *Entrant Status Check*, and entering your unique confirmation number and personal information. You must use *Entrant Status Check* to check if you have been selected for DV-2024 and, if selected, to view instructions on how to proceed with your application. The U.S. government will not inform you directly. *Entrant Status Check* is the sole source for instructions on how to proceed with your application. If you are selected and submit a visa application and required documents, you must use *Entrant Status Check* to check your immigrant visa interview appointment date. Please review the [Frequently Asked Questions](#) for more information about the selection process.

You must provide all of the following information to complete your entry. Failure to accurately include all the required information will make you ineligible for a DV.

1. Name – last/family name, first name, middle name – exactly as it appears on your passport, if you have a passport (for example, if your passport shows only your first and last/family name, please list your last/family name and then first name; do not include a middle name unless it is included on your passport. If your passport includes a first, middle and last/family name, please list them in the following order: last/family name, first name, middle name). If you have only one name, it must be entered in the last/family name field.

2. Gender – male or female.
3. Birth date – day, month, year.
4. City where you were born.
5. Country where you were born – Use the name of the country currently used for the place where you were born.
6. Country of eligibility for the DV program – Your country of eligibility will normally be the same as your country of birth. Your country of eligibility is not related to where you live or your nationality if it is different from your country of birth. If you were born in a country that is not eligible, please review the [Frequently Asked Questions](#) to see if there is another way you may be eligible.
7. Entrant photograph(s) – Recent photographs (taken within the last six months) of yourself, your spouse, and all your derivative children included on your entry. See [Submitting a Digital Photograph](#) for compositional and technical specifications. You do not need to include a photograph for a spouse or child who is already a U.S. citizen or a Lawful Permanent Resident, but you will not be penalized if you do.

DV entry photographs must meet the same standards as U.S. visa photos. You will be ineligible for a DV if the entry photographs for you and your family members do not fully meet these specifications or have been manipulated in any way. Submitting the same photograph that was submitted with a prior year’s entry will make you ineligible for a DV. See [Submitting a Digital Photograph](#) (below) for more information.
8. Mailing Address – In Care Of
Address Line 1
Address Line 2
City/Town
District/Country/Province/State
Postal Code/Zip Code Country
9. Country where you live today.
10. Phone number (optional).
11. Email address – An email address to which you have direct access and will continue to have direct access through May of the next year. If you check the *Entrant Status Check* in May and learn you have been selected, you will later receive follow-up email communication from the

Department of State with details if an immigrant visa interview becomes available. **The Department of State will never send you an email telling you that you have been selected for the DV program.** See the [Frequently Asked Questions](#) for more information about the selection process.

12. Highest level of education you have achieved, as of today: (1) Primary school only, (2) Some high school, no diploma, (3) High school diploma, (4) Vocational school, (5) Some university courses, (6) University degree, (7) Some graduate-level courses, (8) Master's degree, (9) Some doctoral-level courses, or (10) Doctorate. See the [Frequently Asked Questions](#) for more information about educational requirements.

13. Current marital status: (1) unmarried, (2) married and my spouse is NOT a U.S. citizen or U.S. Lawful Permanent Resident (LPR), (3) married and my spouse IS a U.S. citizen or U.S. LPR, (4) divorced, (5) widowed, or (6) legally separated. Enter the name, date of birth, gender, city/town of birth, and country of birth of your spouse, and a photograph of your spouse meeting the same technical specifications as your photo.

Failure to list your eligible spouse or, listing someone who is not your spouse, will make you ineligible as the DV principal applicant and your spouse and children ineligible as DV derivative applicants. You must list your spouse even if you currently are separated from him/her, unless you are legally separated. Legal separation is an arrangement when a couple remain married but live apart, following a court order. If you and your spouse are legally separated, your spouse will not be able to immigrate with you through the DV program. You will not be penalized if you choose to enter the name of a spouse from whom you are legally separated. If you are not legally separated by a court order, you must include your spouse even if you plan to be divorced before you apply for the Diversity Visa, or your spouse does not intend to immigrate.

If your spouse is a U.S. citizen or Lawful Permanent Resident, do not list him/her in your entry. A spouse who is already a U.S. citizen or LPR will not require or be issued a visa. Therefore, if you select "married and my spouse IS a U.S. citizen or U.S. LPR" on your entry, you will not be prompted to include further information on your spouse. See the [Frequently Asked Questions](#) for more information about family members.

14. Number of children – List the name, date of birth, gender, city/town of birth, and country of birth for all living, unmarried children under 21 years of age, regardless of whether they are living with you or intend to accompany or follow to join you, should you immigrate to the United States. Submit individual photographs of each of your children using the same technical specifications as your own photograph.

Be sure to include:

- all living natural children;
- all living children legally adopted by you; and,
- all living stepchildren who are unmarried and under the age of 21 on the date of your electronic entry, even if you are no longer legally married to the child's parent, and even if the child does not currently reside with you and/or will not immigrate with you.

Married children and children who are already aged 21 or older when you submit your entry are not eligible for the DV program. However, the Child Status Protection Act protects children from "aging out" in certain circumstances: if you submit your DV entry before your unmarried child turns 21, and the child turns 21 before visa issuance, it is possible that he or she may be treated as though he or she were under 21 for visa processing purposes.

A child who is already a U.S. citizen or LPR when you submit your DV entry will not require or be issued a Diversity Visa; you will not be penalized for either including or omitting such family members from your entry.

Failure to list all children who are eligible or listing someone who is not your child will make you ineligible for a DV, and your spouse and children will also be ineligible as Diversity Visa derivative applicants. See the [Frequently Asked Questions](#) for more information about family members.

See the [Frequently Asked Questions](#) for more information about completing your Electronic Entry for the DV-2024 Program.

Selection of Entries

Based on the allocations of available visas in each region and country, the Department of State will randomly select individuals by computer from among qualified entries. All DV-2024 entrants must go to the *Entrant Status Check* using the unique confirmation number saved from their DV-2024 online entry registration to find out whether their entry has been selected in the DV program. *Entrant Status Check* will be available on the E-DV website at dvprogram.state.gov from May 6, 2023, through at least September 30, 2024.

If your entry is selected, you will be directed to a confirmation page providing further instructions, including information about fees connected with immigration to the United States. *Entrant Status Check* will be the ONLY means by which the Department of State notifies selectees of their selection for DV-2024. The Department of State will not mail notification letters or notify selectees by email. U.S. embassies and consulates will not provide a list of selectees. Individuals who have not been selected also ONLY will be notified through *Entrant Status Check*. You are strongly encouraged to access *Entrant Status Check* yourself. Do not rely on someone else to check and inform you.

In order to immigrate, DV selectees must be admissible to the United States. The DS-260, Online Immigrant Visa and Alien Registration Application, electronically, and the consular officer, in person, will ask you questions about your eligibility to immigrate under U.S. law. These questions include criminal and security-related topics.

All selectees, including family members, must be issued visas by September 30, 2024. Under no circumstances can the Department of State issue DVs nor can USCIS approve adjustments after this date, nor can family members obtain DVs to follow-to-join the principal applicant in the United States after this date.

See the [Frequently Asked Questions](#) for more information about the selection process.

Submitting a Digital Photograph

You can take a new digital photograph or scan a recent (taken within the last six months) photograph with a digital scanner, if it meets all of the standards below. DV entry photos must be of the same quality and composition as U.S. visa photos. You can see [examples of acceptable photos here](#). Do not submit a photograph older than six months or a photograph that does not meet all of the standards described below. Submitting the same photograph that you submitted with a prior year's entry, a photograph that has been manipulated, or a photograph that does not meet the specifications below will make you ineligible for a DV.

Your photos or digital images must be:

- In color
- In focus
- Sized such that the head is between 1 inch and 1 3/8 inches (22 mm and 35 mm) or 50 percent and 69 percent of the image's total height from the bottom of the chin to the top of the head. View the [Photo Composition Template](#) for more size requirement details.
- Taken within the last six months to reflect your current appearance
- Taken in front of a plain white or off-white background
- Taken in full-face view directly facing the camera
- With a neutral facial expression and both eyes open
- Taken in clothing that you normally wear on a daily basis
- Uniforms should not be worn in your photo, except religious clothing that is worn daily.
- Do not wear a hat or head covering that obscures the hair or hairline, unless worn daily for a religious purpose. Your full face must be visible, and the head covering must not cast any shadows on your face.
- Headphones, wireless hands-free devices, or similar items are not acceptable in your photo.
- Do not wear eyeglasses.

- If you normally wear a hearing device or similar articles, they may be worn in your photo.

Review the [Photo Examples](#) to see examples of acceptable and unacceptable photos. Photos copied or digitally scanned from driver's licenses or other official documents are not acceptable. In addition, snapshots, magazine photos, low quality vending machine, and full-length photographs are not acceptable.

You must upload your digital image as part of your entry. Your digital image must be:

- In JPEG (.jpg) file format
- Equal to or less than 240 kB (kilobytes) in file size
- In a square aspect ratio (height must equal width)
- 600x600 pixels in dimension

Do you want to scan an existing photo? In addition to the digital image requirements, your existing photo must be:

- 2 x 2 inches (51 x 51 mm)
- Scanned at a resolution of 300 pixels per inch (12 pixels per millimeter)

Taking photos of your baby or toddler

When taking a photo of your baby or toddler, no other person should be in the photo, and your child should be looking at the camera with his or her eyes open.

Tip 1: Lay your baby on his or her back on a plain white or off-white sheet. This will ensure your baby's head is supported and provide a plain background for the photo. Make certain there are no shadows on your baby's face, especially if you take a picture from above with the baby lying down.

Tip 2: Cover a car seat with a plain white or off-white sheet and take a picture of your child in the car seat. This will also ensure your baby's head is supported.

FREQUENTLY ASKED QUESTIONS (FAQS)

ELIGIBILITY

1. What do the terms "native", and "chargeability" mean?

Native ordinarily means someone born in a particular country, regardless of the individual's current country of residence or nationality. Native can also mean someone who is entitled to be charged to a country other than the one in which he/she was born under the provisions of Section 202(b) of the Immigration and Nationality Act.

Because there is a numerical limitation on immigrants who enter from a country or geographic region, each individual is charged to a country. Your chargeability refers to the country towards which limitation you count. Your country of eligibility will normally be the same as your country of birth. However, you may choose your country of eligibility as the country of birth of your spouse, or the country of birth of either of your parents if you were born in a country in which neither parent was born and in which your parents were not resident at the time of your birth. These are the only three ways to select your country of chargeability.

Listing an incorrect country of eligibility or chargeability (i.e., one to which you cannot establish a valid claim) may make you ineligible for DV-2024.

2. Can I still apply if I was not born in a qualifying country?

There are two circumstances in which you still might be eligible to apply. First, if your derivative spouse was born in an eligible country, you may claim chargeability to that country. As your eligibility is based on your spouse, you will only be issued an immigrant visa if your spouse is also eligible for and issued an immigrant visa. Both of you must enter the United States together, using your DVs. Similarly, your minor dependent child can be "charged" to a parent's country of birth.

Second, you can be "charged" to the country of birth of either of your parents as long as neither of your parents was born in or a resident of your country of birth at the time of your birth. People are not generally considered residents of a country in which they were not born or legally naturalized. For example, persons simply visiting, studying, or temporarily working in a country are not generally considered residents.

If you claim alternate chargeability through either of the above, you must provide an explanation on the E-DV Entry Form, in question #6.

Listing an incorrect country of eligibility or chargeability (i.e., one to which you cannot establish a valid claim) will make you ineligible for a DV.

3. Why do natives of certain countries not qualify for the DV program?

DVs are intended to provide an immigration opportunity for persons who are not from "high admission" countries. U.S. law defines "high admission countries" as those from which a total of 50,000 persons in the Family-Sponsored and Employment-Based visa categories immigrated to the United States during the previous five years. Each year, U.S. Citizenship and Immigration Services (USCIS) counts the family and employment immigrant admission and adjustment of status numbers for the previous five years to identify the countries that are considered "high admission" and whose natives will therefore be ineligible for the annual Diversity Visa program. Since USCIS makes this calculation annually, the list of countries whose natives are eligible or not eligible may change from one year to the next.

4. How many DV-2024 visas will go to natives of each region and eligible country?

United States Citizenship and Immigration Services (USCIS) determines the regional DV limits for each year according to a formula specified in Section 203(c) of the Immigration and Nationality Act (INA). The number of visas the Department of State eventually will issue to natives of each country will depend on the regional limits established, how many entrants come from each country, and how many of the selected entrants are found eligible for the visa. No more than seven percent of the total visas available can go to natives of any one country.

5. What are the requirements for education or work experience?

U.S. immigration law and regulations require that every DV entrant must have at least a high school education or its equivalent or have two years of work experience within the past five years in an occupation that requires at least two years of training or experience. A "high school education or equivalent" is defined as successful completion of a 12-year course of elementary and secondary education in the United States OR the successful completion in another country of a formal course of elementary and secondary education comparable to a high school education in the United States. Only

formal courses of study meet this requirement; correspondence programs or equivalency certificates (such as the General Equivalency Diploma [G.E.D.]) are not acceptable. You must present documentary proof of education or work experience to the consular officer at the time of the visa interview.

If you do not meet the requirements for education or work experience you will be ineligible for a DV, and your spouse and children will be ineligible for derivative DVs.

6. What occupations qualify for the DV program?

The Department of State will use the U.S. Department of Labor's (DOL) [O*Net OnLine](#) database to determine qualifying work experience. The [O*Net OnLine](#) database categorizes job experience into five "job zones." While the DOL website lists many occupations, not all occupations qualify for the DV program. To qualify for a DV on the basis of your work experience, you must have, within the past five years, two years of experience in an occupation classified in a Specific Vocational Preparation (SVP) range of 7.0 or higher.

If you do not meet the requirements for education or work experience, you will be ineligible for a DV, and your spouse and children will be ineligible for derivative DVs.

7. How can I find the qualifying DV occupations in the Department of Labor's [O*Net OnLine](#) database?

When you are in [O*Net OnLine](#), follow these steps to determine if your occupation qualifies:

1. Under "Find Occupations," select "Job Family" from the pull down menu;
2. Browse by "Job Family," make your selection, and click "GO".
3. Click on the link for your specific occupation; and
4. Select the tab "Job Zone" to find the designated Job Zone number and Specific Vocational Preparation (SVP) rating range.

As an example, select Aerospace Engineers. At the bottom of the Summary Report for Aerospace Engineers, under the Job Zone section, you will find the designated Job Zone 4, SVP Range, 7.0 to < 8.0. Using this example, Aerospace Engineering is a qualifying occupation.

For additional information, see the [Diversity Visa – List of Occupations webpage](#).

8. Is there a minimum age to apply for the E-DV Program?

There is no minimum age to apply, but the requirement of a high school education or work experience for each principal applicant at the time of application will effectively disqualify most persons who are under age 18.

COMPLETING YOUR ELECTRONIC ENTRY FOR THE DV PROGRAM

9. When can I submit my entry?

The DV-2024 entry period will run from 12:00 pm (noon), Eastern Daylight Time (EDT) (GMT-4), Wednesday, October 5, 2022, until 12:00 pm (noon), Eastern Standard Time (EST) (GMT-5), Tuesday, November 8, 2022. Each year, millions of people submit entries. Restricting the entry period to these dates ensures selectees receive notification in a timely manner and gives both the visa applicants and our embassies and consulates time to prepare and complete cases for visa issuance.

We strongly encourage you to enter early during the registration period. Excessive demand at end of the registration period may slow the processing system. We cannot accept entries after noon EST on Tuesday, November 8, 2022.

10. I am in the United States. Can I enter the DV program?

Yes, an entrant may apply while in the United States or another country. An entrant may submit an entry from any location.

11. Can I only enter once during the registration period?

Yes, the law allows only one entry per person during each registration period. The Department of State uses sophisticated technology to detect multiple entries. **Individuals with more than one entry will be ineligible for a DV.**

12. May my spouse and I each submit a separate entry?

Yes, each spouse may each submit one entry if each meets the eligibility requirements. If either spouse is selected, the other is entitled to apply as a derivative dependent.

13. Which family members must I include in my DV entry?

Spouse: If you are legally married, you must list your spouse regardless of whether he/she lives with you or intends to immigrate to the United States. You must list your spouse even if you currently are separated from him/her unless you are legally separated. Legal separation is an arrangement when a couple remains married but lives apart, following a court order. If you and your spouse are legally separated, your spouse will not be able to immigrate with you through the Diversity Visa program. You will not be penalized if you choose to enter the name of a spouse from whom you are legally separated. If you are not legally separated by a court order, you must include your spouse even if you plan to be divorced before you apply for the Diversity Visa or your spouse does not intend to immigrate. Failure to list your eligible spouse or listing someone who is not your spouse will make you ineligible for a DV. If you are not married at the time of entry but plan on getting married in the future, do not list a spouse on your entry form, as this would make you ineligible for a DV. If you are divorced or your spouse is deceased, you do not have to list your former spouse.

The only exception to this requirement is if your spouse is already a U.S. citizen or U.S. Lawful Permanent Resident. If your spouse is a U.S. citizen or Lawful Permanent Resident, do not list him/her in your entry. A spouse who is already a U.S. citizen or a Lawful Permanent Resident will not require or be issued a DV. Therefore, if you select "married and my spouse IS a U.S. citizen or U.S. LPR" on your entry, you will not be able to include further information on your spouse.

Children: You must list ALL your living children who are unmarried and under 21 years of age at the time of your initial DV entry, whether they are your natural children, your stepchildren (even if you are now divorced from that child's parent), your spouse's children, or children you have formally adopted in accordance with the applicable laws. List all children under 21 years of age at the time of your electronic entry, even if they no longer reside with you or you do not intend for them to immigrate under the DV program. You are not required to list children who are already U.S. citizens or Lawful Permanent Residents, though you will not be penalized if you do include them.

Parents and siblings of the entrant are ineligible to receive DV visas as dependents, and you should not include them in your entry.

If you list family members on your entry, they are not required to apply for a visa or to immigrate or travel with you. However, if you fail to include an eligible dependent on your original entry or list someone who is not your dependent, you will be ineligible for a DV, and your spouse and children will be ineligible for derivative DVs. This only applies to those who were family members at the time the entry was submitted, not those acquired at a later date. Your spouse, if eligible to enter, may still submit a separate entry even though he or she is listed on your entry, and both entries must include details about all dependents in your family (see [FAQ #13](#) above).

14. Must I submit my own entry, or can someone else do it for me?

We encourage you to prepare and submit your own entry, but you may have someone submit the entry for you. Regardless of whether you submit your own entry, or an attorney, friend, relative, or someone else submits it on your behalf, only one entry may be submitted in your name. You, as the entrant, are responsible for ensuring that information in the entry is correct and complete; entries that are not correct or complete may be disqualified. Entrants should keep their confirmation number, so they are able to check the status of their entry independently, using *Entrant Status* Check at dvprogram.state.gov. Entrants should retain access to the email account used in the E-DV submission.

15. I'm already registered for an immigrant visa in another category. Can I still apply for the DV program?

Yes.

16. Can I download and save the E-DV entry form into a word processing program and finish it later?

No, you will not be able to save the form into another program for completion and submission later. The E-DV Entry Form is a web-form only. You must fill in the information and submit it while online.

17. Can I save the form online and finish it later?

No. The E-DV Entry Form is designed to be completed and submitted at one time. You will have 60 minutes, starting from when you download the form, to complete and submit your entry through the E-DV website. If you exceed the 60-minute limit and have not submitted your complete entry electronically, the system discards any information already entered. The system deletes any partial entries so that they are not accidentally identified as duplicates of a later, complete entry. Read the DV instructions completely before you start to complete the form online so that you know exactly what information you will need.

18. I don't have a scanner. Can I send photographs to someone else to scan them, save them, and email them back to me so I can use them in my entry?

Yes, as long as the photograph meets the requirements in the instructions and is electronically submitted with, and at the same time as, the E-DV online entry. You must already have the scanned photograph file when you submit the entry online; it cannot be submitted separately from the online application. The entire entry (photograph and application together) can be submitted electronically from the United States or from overseas.

19. If the E-DV system rejects my entry, can I resubmit my entry?

Yes, you can resubmit your entry as long as your submission is completed by 12:00 pm (noon) Eastern Standard Time (EST) (GMT-5) on Tuesday, November 8, 2022. You will not be penalized for submitting a duplicate entry if the E-DV system rejects your initial entry. Given the unpredictable nature of the Internet, you may not receive the rejection notice immediately. You can try to submit an application as many times as is necessary until a complete application is received and the confirmation notice sent. Once you receive a confirmation notice, your entry is complete, and you should NOT submit any additional entries.

20. How soon after I submit my entry will I receive the electronic confirmation notice?

You should receive the confirmation notice immediately, including a confirmation number that you must record and keep. However, the unpredictable nature of the Internet can result in delays. You can hit the "Submit" button as many times as is necessary until a complete application is sent and you receive the confirmation notice. However, once you receive a confirmation notice, do not resubmit your information.

21. I hit the "Submit" button but did not receive a confirmation number. If I submit another entry, will I be disqualified?

If you did not receive a confirmation number, your entry was not recorded. You must submit another entry. It will not be counted as a duplicate. Once you receive a confirmation number, do not resubmit your information.

SELECTION

22. How do I know if I am selected?

You must use your confirmation number to access the Entrant Status Check available on the E-DV website at dvprogram.state.gov from May 6, 2023, through September 30, 2024. Entrant Status Check is the sole means by which the Department of State will notify you if you are selected, provide further instructions on your visa application, and notify you of your immigrant visa interview appointment date and time. In order to ensure the use of all available visas, the Department of State may use Entrant Status Check to notify additional selectees after May 6, 2023. Retain your confirmation number until September 30, 2024, in case of any updates. The only authorized Department of State website for official online entry in the Diversity Visa Program and Entrant Status Check is dvprogram.state.gov.

The Department of State will NOT contact you to tell you that you have been selected ([see FAQ #25](#)).

23. How will I know if I am not selected? Will I be notified?

The Department of State will NOT notify you directly if your entry is not selected. You must use the Entrant Status Check to learn whether you were selected. You may check the status of your DV-2024 entry through the Entrant Status Check on the E-DV website from May 6, 2023, until September 30, 2024. Keep your confirmation number until at least September 30, 2024. (Status information for the previous year's DV program, DV-2023, is available online through September 30, 2023.)

24. What if I lose my confirmation number?

You must have your confirmation number to access Entrant Status Check. A tool is now available in Entrant Status Check on the E-DV website that will allow you to retrieve your confirmation number via the email address with which you registered by entering certain personal information to confirm your identity.

U.S. embassies and consulates and the Kentucky Consular Center are unable to check your selection status for you or provide your confirmation number to you directly (other than through the Entrant Status Check retrieval tool). The Department of State is NOT able to provide a list of those selected to continue the visa process.

25. Will I receive information from the Department of State by email or by postal mail?

The Department of State will not send you a notification letter. The U.S. government has never sent emails to notify individuals that they have been selected, and there are no plans to use email for this purpose for the DV-2024 program. If you are a selectee, you will only receive email communications regarding your visa appointment after you have responded to the notification instructions on Entrant Status Check, if an immigrant visa interview becomes available. These emails will not contain information on the actual appointment date and time; they will simply tell you to go to the Entrant Status Check website for details. The Department of State may send emails reminding DV program applicants to check the Entrant Status Check for their status. However, such emails will never indicate whether the DV program applicant was selected or not.

Only internet sites that end with the ".gov" domain suffix are official U.S. government websites. Many other websites (e.g., with the suffixes ".com," ".org," or ".net") provide immigration and visa-related information and services. The Department of State does not endorse, recommend, or sponsor any information or material on these other websites.

Warning: You may receive emails from websites that try to trick you into sending money or providing your personal information. You may be asked to pay for forms and information about immigration procedures, all of which are available free on the Department of State website, travel.state.gov, or through U.S. embassy or consulate websites. Additionally, organizations or websites may try to steal your money by charging fees for DV-related services. If you send money to one of these non-government organizations or websites, you will likely never see it again. Also, do not send personal information to these websites, as it may be used for identity fraud/theft.

Deceptive emails may come from people pretending to be affiliated with the Kentucky Consular Center or the Department of State. **Remember that the U.S. government has never sent emails to notify individuals they have been selected, and there are no plans to use email for this purpose for the DV-2024 program. The Department of State will never ask you to send money by mail or by services such as Western Union, although applications to USCIS for adjustments of status do require mailing a fee.** Visit this [site](#) for more details on adjusting status.

26. How many individuals will be selected for DV-2024?

For DV-2024, 55,000 Diversity Visas are available. The Department of State selects more than 55,000 selectees to account for selectees who will not qualify for visas and those who will not pursue their cases to completion. This means there will not be a sufficient number of visas for all those selected. The Department does this to try to use as many of the 55,000 DVs as we can.

You can check the E-DV website's Entrant Status Check to see if you have been selected for further processing and later to see the status of your case. Interviews for the DV-2024 program will begin in October 2023 for selectees who have submitted all pre-interview paperwork and other information as requested in the notification instructions. Selectees whose applications have been fully processed and have been scheduled for a visa interview appointment will receive a notification to obtain details through the E-DV website's Entrant Status Check four to six weeks before the scheduled interviews with U.S. consular officers overseas.

Each month, visas may be issued to those applicants who are eligible for issuance during that month, as long as visas are available. Once all the 55,000 diversity visas have been issued, the program will end. Visa numbers could be finished before September 2024. Selected applicants who wish to apply for visas must be prepared to act promptly on their cases. **Being randomly chosen as a selectee does not guarantee that you will receive a visa or even the chance to make a visa application or to schedule a visa interview. Selection merely means that you may be eligible to apply for a Diversity Visa. If your rank number becomes eligible for final processing, you may have the chance to make an application and potentially may be issued a Diversity Visa. A maximum of 55,000 visas may be issued to such applicants.**

27. How will successful entrants be selected?

Official notifications of selection will be made through Entrant Status Check, available May 6, 2023, through September 30, 2024, on the E-DV website, dvprogram.state.gov. The Department of State does not send selectee notifications or letters by regular postal mail or by email. Any email notification or mailed letter stating that you have been selected to receive a DV that does not come from the Department of State is not legitimate. Any email communication you receive from the Department of State will direct you to review Entrant Status Check for new information about your application. The Department of State will never ask you to send money by mail or by services such as Western Union, unless you are adjusting status. See this [site](#) for more information on adjusting status.

All entries received from each region are individually numbered; at the end of the entry period, a computer will randomly select entries from among all the entries received for each geographic region. Within each region, the first entry randomly selected will be the first case registered; the second entry selected will be the second case registered, etc. All entries received within each region during the entry period will have an equal chance of being selected. When an entry has been selected, the entrant will receive notification of his or her selection through the Entrant Status Check available

starting May 6, 2023, on the E-DV website, dvprogram.state.gov. For individuals who are selected and who respond to the instructions provided online via Entrant Status Check, the Department of State's Kentucky Consular Center (KCC) will process the case until those selected are instructed to appear for visa interviews at a U.S. embassy or consulate or until those in the United States who are applying to adjust status apply with USCIS in the United States.

28. I am already in the United States. If selected, may I adjust my status with USCIS?

Yes, provided you are otherwise eligible to adjust status under the terms of Section 245 of the Immigration and Nationality Act (INA), you may apply to USCIS for adjustment of status to permanent resident. You must ensure that USCIS can complete action on your case, including processing of any overseas applications for a spouse or for children under 21 years of age, before September 30, 2024, since on that date your eligibility for the DV-2024 program expires. The Department of State will not approve any visa numbers or adjustments of status for the DV-2024 program after midnight EDT on September 30, 2024.

29. If I am selected, for how long am I entitled to apply for a Diversity Visa?

If you are selected in the DV-2024 program, you are entitled to apply for visa issuance only during U.S. government fiscal year 2024, which is from October 1, 2023, through September 30, 2024. We encourage selectees to apply for visas as early as possible once their program rank numbers become eligible.

Without exception, all selected and eligible applicants must obtain their visa or adjust status by the end of the fiscal year. There is no carry-over of DV benefits into the next year for persons who are selected but who do not obtain visas by September 30, 2024 (the end of the fiscal year). Also, spouses and children who derive status from a DV-2024 registration can only obtain visas in the DV category between October 1, 2023, and September 30, 2024. Individuals who apply overseas will receive an appointment notification from the Department of State through Entrant Status Check on the E-DV website four to six weeks before the scheduled appointment.

30. If a DV selectee dies, what happens to the case?

If a DV selectee dies at any point before he or she has traveled to the United States or adjusted status, the DV case is automatically closed. Any derivative spouse and/or children of the deceased selectee will no longer be entitled to apply for a DV visa. Any visas issued to them will be revoked.

FEES

31. How much does it cost to enter the Diversity Visa program?

There is no fee charged to submit an electronic entry. However, if you are selected and apply for a Diversity Visa, you must pay all required visa application fees at the time of visa application and interview directly to the consular cashier at the U.S. embassy or consulate. If you are a selectee already in the United States and you apply to USCIS to adjust status, you will pay all required fees directly to USCIS. If you are selected, you will receive details of required fees with the instructions provided through the E-DV website at dvprogram.state.gov.

32. How and where do I pay DV and immigrant visa fees if I am selected?

If you are a randomly selected entrant, you will receive instructions for the DV application process through Entrant Status Check at dvprogram.state.gov. You will pay all fees in person only at the U.S. embassy or consulate at the time of the visa application. The consular cashier will immediately give you a U.S. government receipt for payment. Do not send money for DV fees to anyone through the mail, Western Union, or any other delivery service if you are applying for an immigrant visa at a U.S. embassy or consulate.

If you are selected and are already present in the United States and plan to file for adjustment of status with USCIS, the instructions page accessible through Entrant Status Check at dvprogram.state.gov contains separate instructions on how to mail adjustment of status application fees to a U.S. bank.

33. If I apply for a DV, but don't qualify to receive one, can I get a refund of the visa fees I paid?

No. Visa application fees cannot be refunded. You must meet all qualifications for the visa as detailed in these instructions. If a consular officer determines you do not meet requirements for the visa, or you are otherwise ineligible for the DV under U.S. law, the officer cannot issue a visa and you will forfeit all fees paid.

INELIGIBILITIES

34. As a DV applicant, can I receive a waiver of any grounds of visa ineligibility? Does my waiver application receive any special processing?

DV applicants are subject to all grounds of ineligibility for immigrant visas specified in the Immigration and Nationality Act (INA). There are no special provisions for the waiver of any ground of visa ineligibility aside from those ordinarily provided in the INA, nor is there special processing for waiver requests. Some general waiver provisions for people with close relatives who are U.S. citizens or Lawful Permanent Resident aliens may be available to DV applicants in some cases, but the time constraints in the DV program may make it difficult for applicants to benefit from such provisions.

DV FRAUD WARNING AND SCAMS

35. How can I report internet fraud or unsolicited emails?

Please visit the [econsumer.gov](https://www.consumer.gov) website, hosted by the Federal Trade Commission in cooperation with consumer-protection agencies from 36 nations. You also may report fraud to the Federal Bureau of Investigation (FBI) [Internet Crime Complaint Center](https://www.fbi.gov/intercrime). To file a complaint about unsolicited email, use the "Telemarketing and Spam" complaint tool on the [econsumer.gov](https://www.consumer.gov) website or visit the [Department of Justice Unsolicited Commercial Email \("Spam"\)](https://www.justice.gov/department-of-justice-unsolicited-commercial-email-spam) webpage for additional information and contacts.

DV STATISTICS

36. How many visas will be issued in DV-2024?

By law, a maximum of 55,000 visas are available each year to eligible persons.

MISCELLANEOUS

37. If I receive a visa through the DV program, will the U.S. government pay for my airfare to the United States, help me find housing and employment, and/or provide healthcare or any subsidies until I am fully settled?

No. The U.S. government will not provide any of these services to you if you receive a visa through the DV program. If you are selected to apply for a DV, before being issued a visa you must demonstrate that you will not become a public charge in the United States. If you are selected and submit a diversity visa application, you should familiarize yourself with the Department of State's public guidance on how the likelihood of becoming a public charge is assessed and what evidence can be provided to demonstrate that you are not likely to become a public charge.

LIST OF COUNTRIES/AREAS BY REGION WHOSE NATIVES ARE ELIGIBLE FOR DV-2024

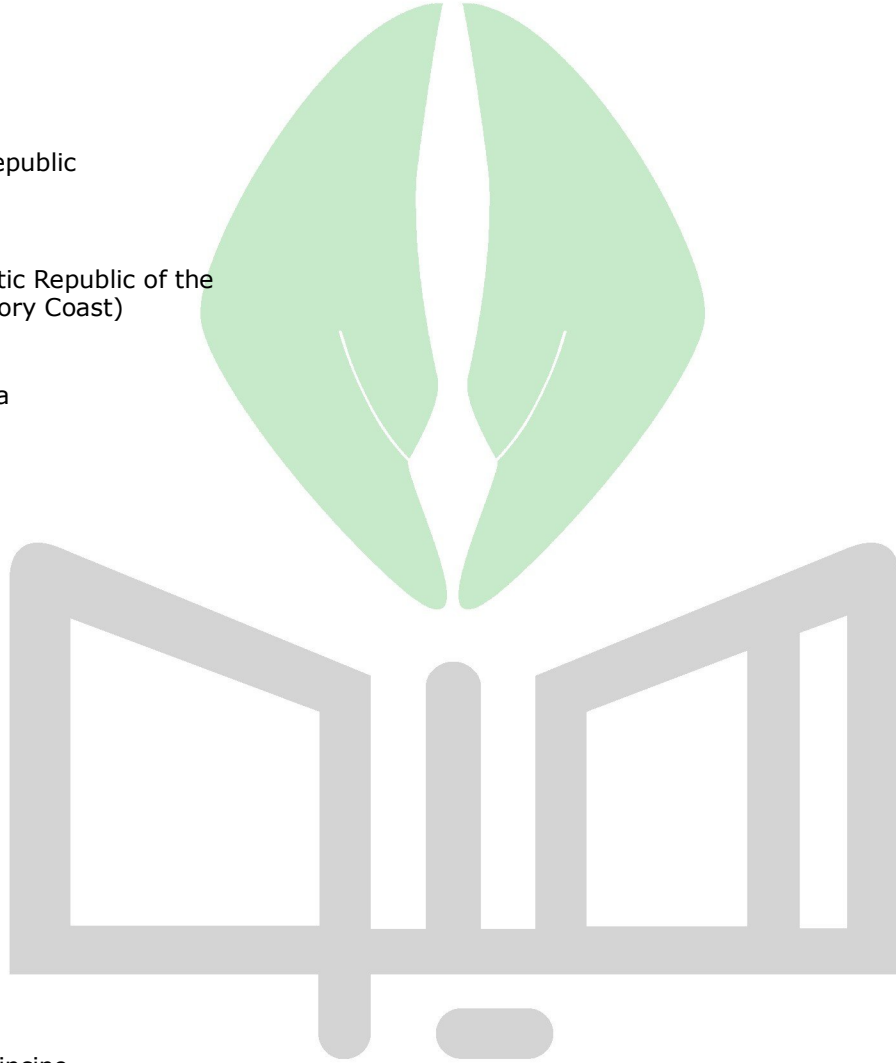
The list below shows the countries and areas whose natives are eligible for DV-2024, grouped by geographic region. Dependent areas overseas are included within the region of the governing

هيوآ تخصصی ترين سايت مشاوره کشور

country. USCIS identified the countries whose natives are not eligible for the DV-2024 program according to the formula in Section 203(c) of the INA. The countries whose natives are not eligible for the DV program (because they are the principal source countries of Family-Sponsored and Employment-Based immigration or "high-admission" countries) are noted after the respective regional lists.

AFRICA

Algeria
Angola
Benin
Botswana
Burkina Faso
Burundi
Cameroon
Cabo Verde
Central African Republic
Chad
Comoros
Congo
Congo, Democratic Republic of the
Cote D'Ivoire (Ivory Coast)
Djibouti
Egypt*
Equatorial Guinea
Eritrea
Eswatini
Ethiopia
Gabon
Gambia, The
Ghana
Guinea
Guinea-Bissau
Kenya
Lesotho
Liberia
Libya
Madagascar
Malawi
Mali
Mauritania
Mauritius
Morocco
Mozambique
Namibia
Niger
Rwanda
Sao Tome and Principe
Senegal
Seychelles
Sierra Leone
Somalia
South Africa
South Sudan
Sudan
Tanzania
Togo




هيوآ تخصصی ترين سايت مشاوره کشور

Tunisia
Uganda
Zambia
Zimbabwe

In Africa, natives of Nigeria are **not** eligible for this year's Diversity Visa program.

ASIA

Afghanistan
Bahrain
Bhutan
Brunei
Burma
Cambodia
Indonesia
Iran
Iraq
Israel*
Japan***
Jordan*
Kuwait
Laos
Lebanon
Malaysia
Maldives
Mongolia
Nepal
North Korea
Oman
Qatar
Saudi Arabia
Singapore
Sri Lanka
Syria*
Taiwan**
Thailand
Timor-Leste
United Arab Emirates
Yemen



*Persons born in the areas administered prior to June 1967 by Israel, Jordan, Syria, and Egypt are chargeable, respectively, to Israel, Jordan, Syria, and Egypt. Persons born in the Gaza Strip are chargeable to Egypt; persons born in the West Bank are chargeable to Jordan; persons born in the Golan Heights are chargeable to Syria.

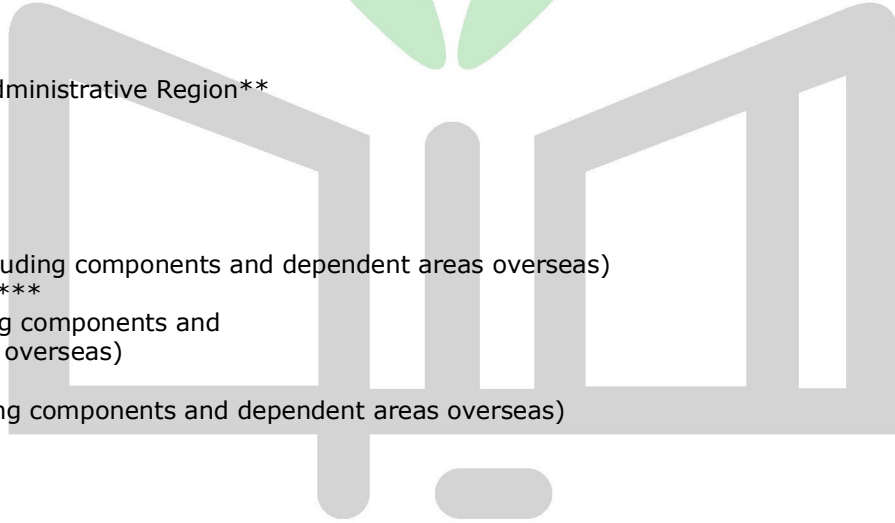
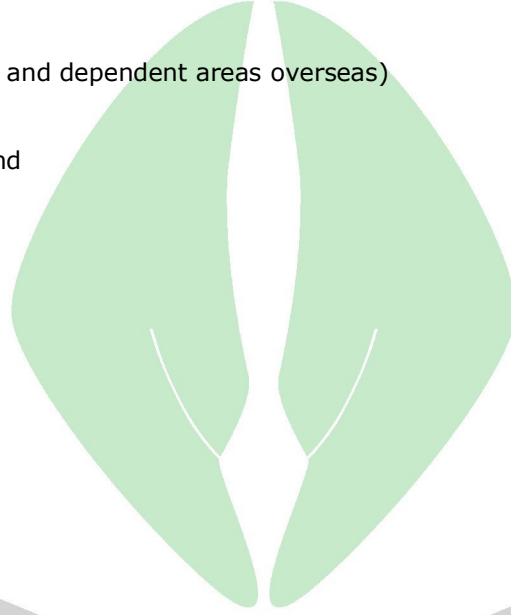
** Macau S.A.R. (Europe region, chargeable to Portugal) and Taiwan (Asia region) **do qualify** and are listed. For the purposes of the diversity program only, persons born in Macau S.A.R. derive eligibility from Portugal.

***Persons born in the Habomai Islands, Shikotan, Kunashiri, and Etorofu are chargeable to Japan. Persons born in Southern Sakhalin are chargeable to Russia.

Natives of the following Asia Region countries are **not** eligible for this year's Diversity Visa program: Bangladesh, China (including Hong Kong), India, Pakistan, South Korea, Philippines, and Vietnam.

EUROPE

Albania
Andorra
Armenia
Austria
Azerbaijan
Belarus
Belgium
Bosnia and Herzegovina
Bulgaria
Croatia
Cyprus
Czech Republic
Denmark (including components and dependent areas overseas)
Estonia
Finland
France (including components and dependent areas overseas)
Georgia
Germany
Greece
Hungary
Iceland
Ireland
Italy
Kazakhstan
Kosovo
Kyrgyzstan
Latvia
Liechtenstein
Lithuania
Luxembourg
Macau Special Administrative Region**
North Macedonia
Malta
Moldova
Monaco
Montenegro
Netherlands (including components and dependent areas overseas)
Northern Ireland***
Norway (including components and dependent areas overseas)
Poland
Portugal (including components and dependent areas overseas)
Romania
Russia****
San Marino
Serbia
Slovakia
Slovenia
Spain
Sweden
Switzerland
Tajikistan
Turkey
Turkmenistan
Ukraine



هيويا تخصصی ترین سایت مشاوره کشور

Uzbekistan
Vatican City

** Macau S.A.R. **does qualify** and is listed above and for the purposes of the diversity program only; persons born in Macau S.A.R. derive eligibility from Portugal.

***For purposes of the diversity program only, Northern Ireland is treated separately. Northern Ireland **does qualify** and is listed among the qualifying areas.

**** Persons born in the Habomai Islands, Shikotan, Kunashiri, and Etorofu are chargeable to Japan. Persons born in Southern Sakhalin are chargeable to Russia.

Natives of the following European countries are **not** eligible for this year's DV program: Great Britain (United Kingdom). Great Britain (United Kingdom) includes the following dependent areas: Anguilla, Bermuda, British Virgin Islands, British Indian Ocean Territory, Cayman Islands, Falkland Islands, Gibraltar, Montserrat, Pitcairn, South Georgia and the South Sandwich Islands, St. Helena, and Turks and Caicos Islands.

NORTH AMERICA

Bahamas, The

In North America, natives of Canada and Mexico are **not** eligible for this year's DV program.

OCEANIA

Australia (including components and dependent areas overseas)
Fiji
Kiribati
Marshall Islands
Micronesia, Federated States of
Nauru
New Zealand (including components and dependent areas overseas)
Palau
Papua New Guinea
Samoa
Solomon Islands
Tonga
Tuvalu
Vanuatu

SOUTH AMERICA, CENTRAL AMERICA, AND THE CARIBBEAN

Antigua and Barbuda
Argentina
Barbados
Belize
Bolivia
Chile

هيوآ تخصصی ترين سايت مشاوره کشور

Costa Rica
Cuba
Dominica
Ecuador
Grenada
Guatemala
Guyana
Nicaragua
Panama
Paraguay
Peru
Saint Kitts and Nevis
Saint Lucia
Saint Vincent and the Grenadines
Suriname
Trinidad and Tobago
Uruguay

Countries in this region whose natives are **not** eligible for this year's DV program:
Brazil, Colombia, Dominican Republic, El Salvador, Haiti, Honduras, Jamaica, Mexico, and Venezuela.

