



مشاوره تحصیلی هیوا

تخصصی‌ترین سایت مشاوره کشور

تماس با مشاوران ما، با شماره گیری

۹۰۹۹۰۷۵۳۰۵

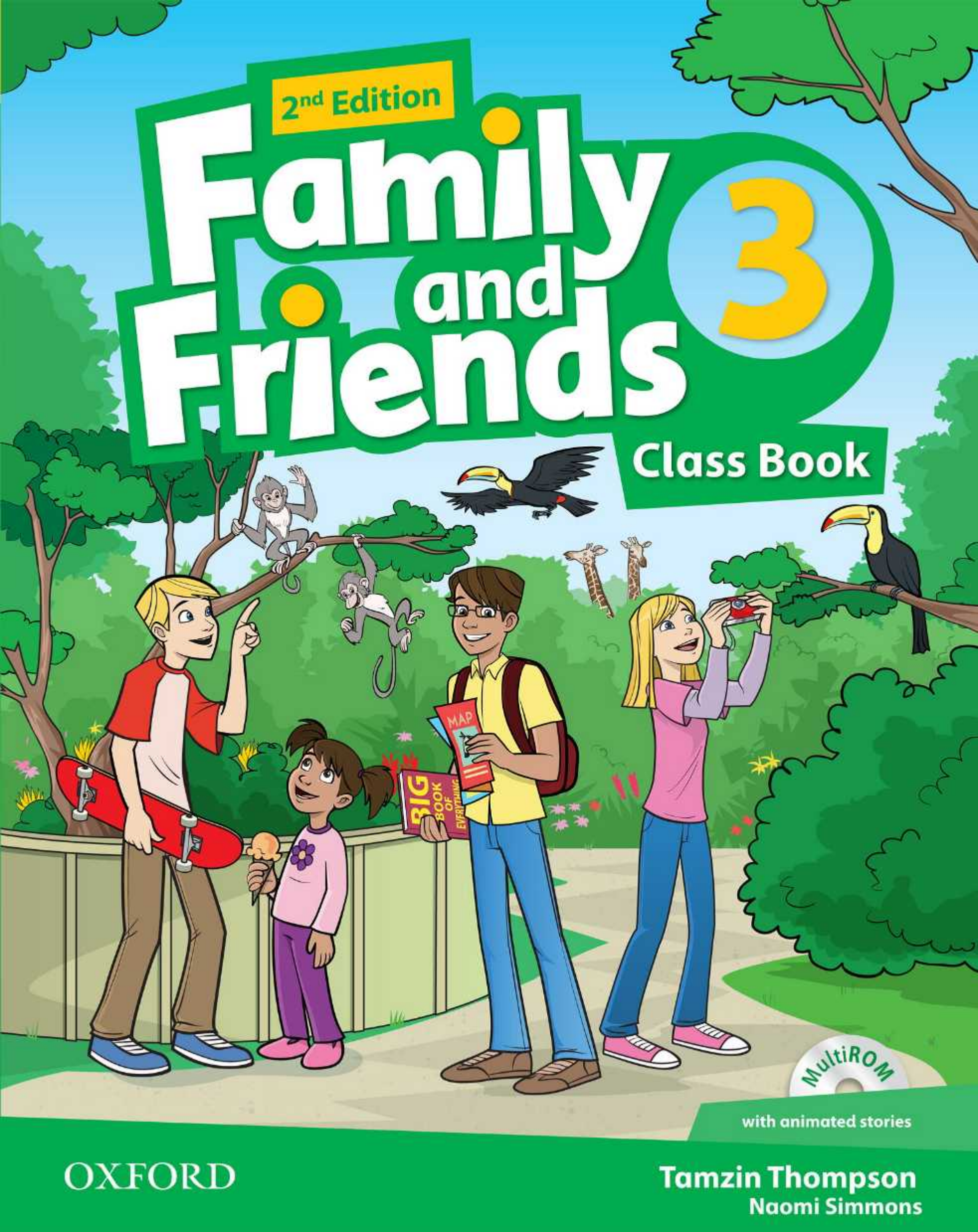
از طریق تلفن ثابت

2nd Edition

Family and Friends

3

Class Book



MultiROM

with animated stories

OXFORD

Tamzin Thompson
Naomi Simmons

2nd Edition

Family and Friends

3

Class Book



Tamzin Thompson
Naomi Simmons

OXFORD
UNIVERSITY PRESS

Scope and sequence

Starter My family

Family I'm Leo. I'm seven. I've got a sister. The red car is bigger than the blue car.
Months When is your birthday? How old are you? Numbers 10–100

page 4

Words

Grammar

Phonics

Skills

1 They're from Australia!

page 8

Countries
Seasons /
Home

Present simple: be
Where are you from?
I'm from Egypt.

Consonant blends:
cr: crayon
dr: draw, drink
sp: spoon
sn: snake
pl: play

Reading: a story: *The Lazy Bear*
Listening: identifying details about age, birthday, country and favourite season
Speaking: asking and answering about age, country and favourite season
Writing: capitalizing proper nouns and sentence beginnings; writing about myself (Workbook–WB)

2 My weekend

page 14

Hobbies

like + verb + ing
I like reading. I don't like fishing.
Does he like playing chess?
Yes, he does. / No, he doesn't.

Magic e:
a_e: face, space
i_e: kite, bike
o_e: rope, stone
u_e: June, cube

R: a hobbies forum
L: identifying details about different penfriends
S: choosing a penfriend based on hobbies
W: full forms and short forms of *be* and *have*; writing an email about my hobbies (WB)

3 My things

page 20

My things /
phrasal verbs
Collections

your / our / their
That's their CD player.
Can for permission / requests
Can I use your computer?
Yes, you can. / No, you can't.

Words with ar:
car, park, shark, star,
scarf

R: a school project
L: identifying details about collections
S: talking about collections
W: punctuation marks: question marks, commas and full stops; writing about a child's collection (WB)

Fluency Time! 1

Things in common

Project: a survey chart

page 26

Review 1

page 28

Extensive reading: Family

page 30

4 We're having fun at the beach!

page 32

Water sports
Adjectives to
describe places

Present continuous: affirmative and negative
I'm swimming.
She isn't snorkelling.

all endings:
ball, mall, wall, tall,
small

R: a holiday brochure
L: identifying details about beach activities
S: describing what you like doing on the beach
W: spelling rules for the present continuous; writing a postcard about my trip (WB)

5 A naughty monkey!

page 38

Zoo animals
Adjectives to
describe emotions
and things

Present continuous: questions and short answers
Is the crocodile eating the sandwich?
Yes, it is. / No, it isn't.

or and aw spellings:
or: fork, horse, corn
aw: straw, paw, yawn

R: a story: *The Lion and the Mouse*
L: identifying different frames of a cartoon strip
S: describing different frames of a cartoon strip
W: using speech marks; writing a fact file about animals (WB)

6 Jim's day

page 44

Daily routine
Time words

Present simple: affirmative, negative and questions
I have breakfast at eight o'clock.
Do they live in a big house?
Yes, they do. / No, they don't.

oy and oi spellings:
oy: boy, toy, oyster
oi: coin, oil, soil

R: a website: Cyber School
L: identifying details about a student's day
S: describing daily routine
W: proper nouns; writing information about me (WB)

Fluency Time! 2

Abilities

Project: a poster

page 50

Review 2

page 52

Extensive reading: Animals

page 54

7 Places to go!

page 56

Places in town
Performances

Present simple and adverbs of frequency:
always, sometimes, never
I sometimes go to the library.
Prepositions of time: on, at, in
My birthday is in May.

ow and ou spellings:
ow: cow, clown, flower
ou: house, trousers,
mouse

R: a film review
L: identifying details about free time activities
S: describing free time activities
W: verbs, adjectives and prepositions; writing an invitation email (WB)

8 I'd like a melon! page 62

Food

Countable and uncountable nouns**a, an, some***I'd like a melon.**Would you like some cereal?**Yes, please. / No, thanks.***ld and lt endings:****ld:** *child, shield, field***lt:** *belt, quilt, adult***R:** a recipe**L:** identifying what people want at the market**S:** a role play; at the market**W:** adjective order; writing a recipe (WB)

9 The fastest animal in the world page 68

Describing places

Comparative adjectives*Russia is bigger than the UK.***Superlative adjectives***The highest mountain in the world is Mount Everest.***nd, nt and mp****endings:****nd:** *sand, pond***nt:** *plant, tent***mp:** *lamp, camp***R:** an article: *World Records***L:** identifying geographical features**S:** describing geographical features**W:** placement of adverbs of frequency; writing about things I do (WB)

Fluency Time! 3 Giving directions Project: a map of an island page 74

Review 3 page 76 Extensive reading: Food page 78

10 In the park! page 80

In the park
Verbs**must / mustn't for rules and obligations***You must turn off your mobile phone.**You mustn't walk on the grass.***Long vowel sound a:***rain, train**Monday, tray**case, race***R:** a story: *The Gingerbread Man***L:** identifying library rules**S:** describing library rules**W:** using *and / or* in sentences; writing school rules (WB)

11 In the museum page 86

Transport
Prepositions**Past simple with be: affirmative and negative***There was / wasn't a park in our town fifty years ago.***lots of, some, any***There were / weren't some trains a hundred years ago.***Time words and phrases:** *yesterday, last week / year / Monday, (fifty years) ago, then***Long vowel sound e:***ice cream, dream**queen, green**jelly, happy***R:** a history poster: *Petra – The Hidden City***L:** identifying aspects of a historical site**S:** describing aspects of a historical site**W:** using paragraphs in writing; writing about my town in the past and now (WB)

12 A clever baby! page 92

Adjectives to describe people

Past simple with be and have: affirmative and negative*I wasn't tall when I was five. You were happy on holiday.**I had a maths lesson last week.***Long vowel sound i:***night, light**sky, dry**smile, shine***R:** a poem: *My Grandma***L:** distinguishing details about a grandfather**S:** making true / false statements about a grandfather**W:** using *and* and *but* in sentences; writing about my family (WB)

Fluency Time! 4 Describing people Project: a party scene page 98

Review 4 page 100 Extensive reading: Transport page 102

13 The Ancient Egyptians page 104

Verbs
Adjectives to describe things**Past simple with regular verbs: affirmative and negative***They lived 5,000 years ago.**They didn't cook pizza.***Long vowel sound o:***snow, elbow**coat, soap**nose, stone***R:** an information poster: *Papyrus***L:** identifying details about someone's day**S:** describing details of someone's day**W:** using topic headings in paragraphs; writing about Ancient Egypt and today (WB)

14 Did you have a good day? page 110

School things
Camping things**Past simple questions***Did you have a good day?**Yes, I did. / No, I didn't.***Wh- questions: what / when / where***What did you watch last night? – A film.***Long vowel sound u:***moon, boot**blue, glue**tune, tube***R:** an interview**L:** identifying the events of a camping trip**S:** describing the events of a camping trip**W:** using time words to show the sequence of events; writing about my school day (WB)

15 Our holiday! page 116


Holiday things
Time words**be going to + verb***He's going to play basketball tomorrow.**Are you going to swim in the sea?**Yes, I am. / No, I'm not.***Words with oo:***book, wool, wood,**hood, cook***R:** an email**L:** identifying details about a boy's school holidays**S:** discussing plans for the following week**W:** opening and closing remarks in an email, postcard or letter; writing an email to a friend (WB)

Fluency Time! 5 Talking about holidays Project: a photo album page 122

Review 5 page 124 Extensive reading: School page 126 Fiction page 128

Culture The United Kingdom, Sports events, Clothes page 130

Lesson One

1 Listen, point and repeat.  01

grandma

grandpa

mum

dad

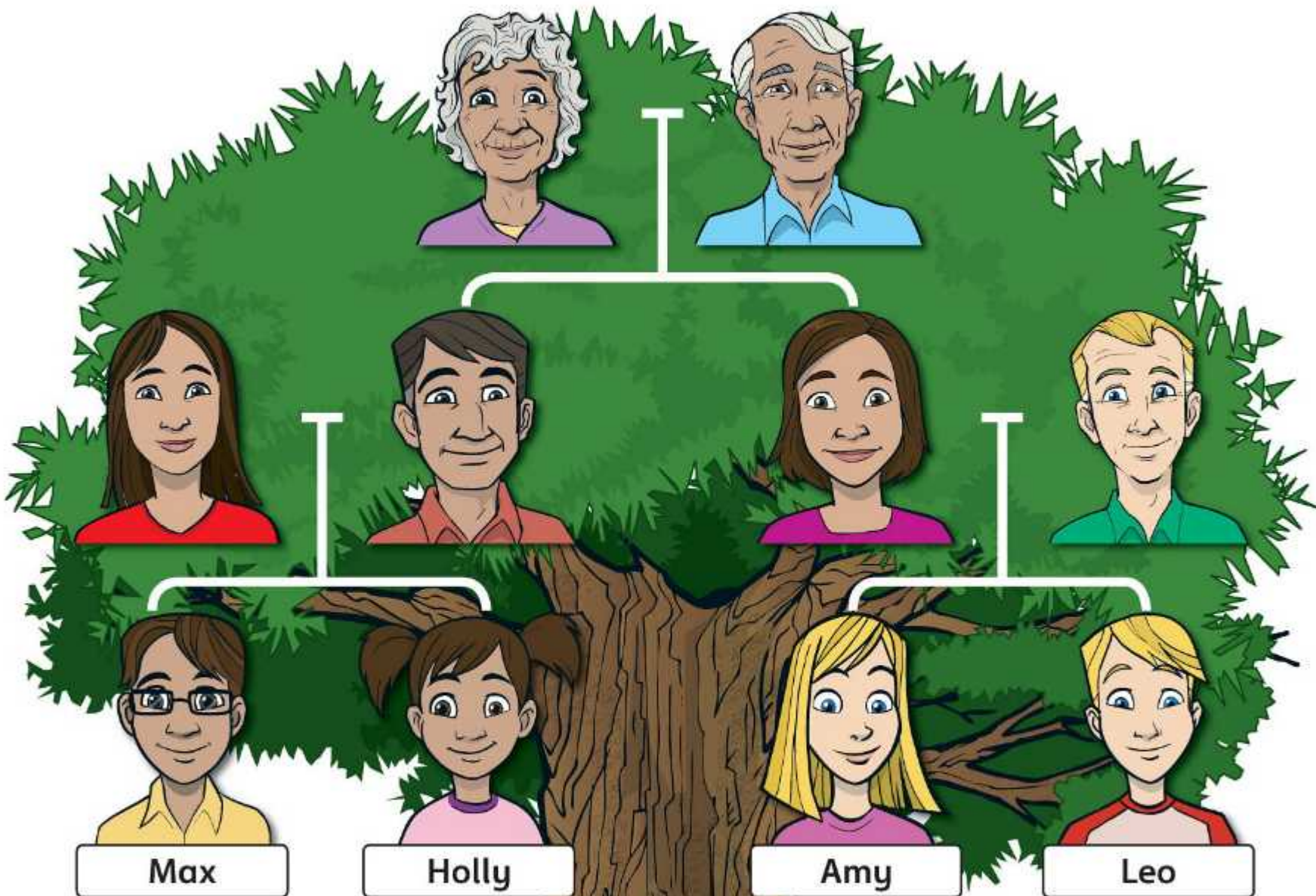
aunt

uncle

brother

sister

cousin



Max

Holly

Amy

Leo

Hello. I'm ¹ Leo and I'm 11. Amy is my sister. We've got a big family.

Hi. I'm ² _____. I'm seven. Max is my brother. He's nine.

Hi. I'm ³ _____. I've got a grandma and a grandpa, too. I've got an aunt and an uncle, and I've got two cousins.

Hello. I'm ⁴ _____. I've got a sister. Her name is Holly. She's seven. We've got two cousins. Their names are Amy and Leo.

2 Read and write the names.


3 Listen and check.  02

1 Read and write *T* (true) or *F* (false).



- | | | | |
|----------------------------------------------|---------------|----------------------------------------------|---------------|
| 1 The red car is bigger than the blue car. | <u> T </u> | 2 The green car is bigger than the blue car. | <u> </u> |
| 3 The green car is faster than the red car. | <u> </u> | 4 The red car is faster than the green car. | <u> </u> |
| 5 The blue car is slower than the green car. | <u> </u> | 6 The blue car is slower than the red car. | <u> </u> |


2 Write.




The elephant is bigger (big) than the monkey.



The giraffe is (tall) than the zebra.



The donkey is (fast) than the cow.



The goat is (small) than the horse.

3 Read and write *T* (true) or *F* (false).

- | | |
|--------------------------|---------------|
| 1 It was sunny. | <u> T </u> |
| 2 The children were sad. | <u> </u> |
| 3 The girl was hungry. | <u> </u> |
| 4 The boy was thirsty. | <u> </u> |
| 5 Mum and Dad were cold. | <u> </u> |



1 Listen and sing.  03



Twelve months in a year

January, February, March and April,
 January, February, March and April,
 January, February, March and April,
 Twelve months in a year!

May, June, July, then August and September,
 May, June, July, then August and September,
 May, June, July, then August and September,
 Twelve months in a year!

October, November and December,
 October, November and December,
 October, November and December,
 Twelve months in a year!


2 **Speaking** Ask and answer about you.

When's your birthday?


How old are you?

My birthday is in June.

I'm nine.

1 Listen, point and repeat.  04



2 Listen, point and repeat.  05



3 Write the answers.

1 ten + fifty = sixty

3 twenty + twenty = _____

5 thirty-two + twenty-seven = _____

7 forty-five + thirty-five = _____

2 seventy + ten = _____

4 sixty-three + thirty-one = _____


6 ninety-two + eight = _____

8 ten + twenty-eight = _____

1

They're from Australia!

Lesson One Words

1 Listen, point and repeat.  06



2 Listen and read.  07



Watch the MultiROM! ▶

1



Holly Where are our cousins?
Max I don't know.

2



Mum Here's a photo. That's Amy and that's Leo.
Holly Look! There they are! Hello!
Max They aren't Amy and Leo! They're from Russia. Amy and Leo are from Australia!

3



Holly Are they Amy and Leo?
Max No, they aren't. They're from the USA!
Amy Hi! Are you Max and Holly?

4



Leo I'm Leo and this is Amy. We're your cousins!
Max Really?
Amy Yes! That's an old photo!


- 1 Listen to the story again and repeat. Act.
- 2 Look and say.

Let's learn!

I	
I'm from Egypt.	Where are you from?
He / She / It	
He's from Brazil.	Where is he from?
You / We / They	
They're from Russia.	Where are they from?



- 3 Read and tick (✓).



- 1 He's from the UK.
- She's from the UK.



- 2 They're from Brazil.
- She's from Brazil.



- 3 We're from Spain.
- He's from Spain.



- 4 They're from the USA.
- I'm from the USA.

- 4 Write. We're She's He's They're

- 1 Tom is nine. He's from the UK.
- 2 Jenny is eight. _____ from Australia.
- 3 Anna and I are friends. _____ from Russia.
- 4 Jack and Carl are brothers. _____ from the USA.

Lesson Three Grammar and Song

1 **Speaking** Think of a boy or a girl. Ask and answer.



Jane, 8

Tom, 10

Ellie, 9

Billy, 8

Lisa, 9

Jack, 10

Zoe, 8

Carl, 8

Is it a girl?

Yes, it is.

Where is she from?

She's from the UK.

How old is she?

She's eight.

It's Jane!

2 Write about three people.

Jane is eight. She's from the UK. Tom is ...

3 Listen and sing.  08

4 Sing and do.



Where are you from?

Where are you from?

I'm from the UK.

Hello, hello,

How are you today?

This is my friend.

He's from the USA.

Hello, hello,

How are you today?


I'm from Brazil.


It's nice to meet you!

Hello, hello,

Nice to meet you, too.



1 Listen, point and repeat.  09



2 Listen and chant.  10




3 Read the chant again. Circle the words from Exercise 1.

4 Circle the beginning letters. Listen and check.  11



br dr cl tr



tr cl cr sl



sm br st sp



dr sn cr pl



pr sn pl fr



sn tr dr sp




cr tr cl dr



sp cr fl pl

Lesson Five

Reading

1 Listen, point and repeat.  12



2 Describe what's happening in the pictures below.

3 Listen and read.  13

The Lazy Bear

It's spring in the forest. It's warm and sunny, and all the animals are awake, but Bruno the bear is still asleep. Bruno is very lazy!




Now it's summer. It's hot and there are lots of flowers. The animals are happy because they love summer. But where's Bruno? Bruno is still asleep. What a lazy bear!

In the autumn, the leaves are red, yellow and orange. The animals are sleepy. They're ready for winter. But where's Bruno? Bruno is still asleep, he doesn't know that it's autumn.

Now it's winter and the animals are all asleep in their warm homes. But where's Bruno? Bruno is awake! He's in his garden. "What a nice long sleep," he says.

"Oh no! It's winter! I'm all alone." Bruno isn't happy. He goes back to bed.




Now it's spring again. The animals play in the forest. They're very happy. The world is warm and sunny again. But where's Bruno? "Bruno!" the animals shout. Bruno is awake again. He's happy now. He's hungry, too. He wants his breakfast! 



4 Read again and put the sentences in the correct order.

- | | | | |
|-------------------------------------------|---------------------------------------|----------------------------------------|--------------------------|
| 1 The animals play in the forest. | <input type="checkbox"/> | 2 Bruno is alone in the garden. | <input type="checkbox"/> |
| 3 It's warm and sunny. | <input checked="" type="checkbox"/> 1 | 4 The animals are all sleeping. | <input type="checkbox"/> |
| 5 Bruno wants his breakfast. He's hungry. | <input type="checkbox"/> | 6 It's autumn. The animals are sleepy. | <input type="checkbox"/> |

Listening

1 Listen and tick (✓).  14

1 How old is Katie?



2 When is her birthday?



3 Where is she from?



4 What is her favourite season?



Speaking



2 Ask and answer about you.

How old are you? I'm nine.

Where are you from? I'm from Egypt.

What's your favourite season? My favourite season is summer.

Writing preparation

We use **capital letters** with:

- countries – Spain
- months – April
- names – Billy

We start new sentences with **capital letters**.

My name is Helen.


3 Write the sentences with capital letters.

- 1 jenny is ten. she's from brazil.
- 2 i'm from spain.
- 3 alex is from brazil.
- 4 is kim from thailand?
- 5 it's hot in australia in december.
- 6 he's from egypt.
- 7 her birthday is in june.

Complete the writing task on page 13 of the Workbook.



Lesson One Words

1 Listen, point and repeat.  15

read comics



skateboard



do gymnastics



play chess



fish



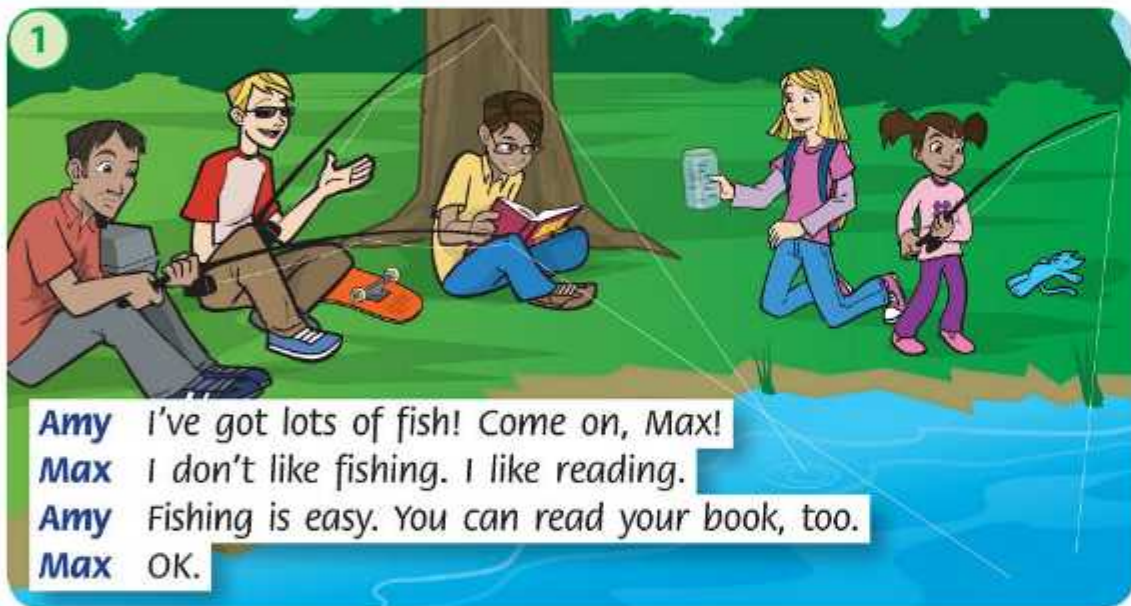
play basketball



take photos



play volleyball

2 Listen and read.  16Watch the MultiROM! 

- 1 Listen to the story again and repeat. Act.
- 2 Look and say.

Let's learn!

I / You / We / They

I like reading.
I don't like fishing.

Do you like playing chess?
Yes, I do. No, I don't.

He / She / It

He doesn't like
skateboarding.

Does he like playing chess?
Yes, he does. No, he doesn't.

I like fishing! Do you like fishing?



No, I don't.

- 3 Read and circle.



- 1 The girl likes / doesn't like reading comics.
- 2 Dad likes / doesn't like taking photos.
- 3 The boys like / don't like playing basketball.
- 4 Mum likes / doesn't like painting.

- 4 Write.



He likes playing chess.



They _____ skateboarding.
























She _____ fishing.



He _____ playing volleyball.

Lesson Three Grammar and Song

1 **Speaking** Think of a boy. Ask and answer.

	Alex	Lee	Fred	Max	Jack	Billy
						
						
						

Does he like fishing?
 Does he like skateboarding?
 Does he like playing basketball?
 It's Alex!

Yes, he does.
 No, he doesn't.
 No, he doesn't.

2 Write about a boy.

Lee doesn't like fishing. He likes skateboarding. He ...

3 Listen and sing.  17

4 Sing and do.




I'm happy it's the weekend!

Dad likes playing basketball,
 And he likes playing chess.
 Mum likes playing tennis,
 But I like fishing best!


I'm happy it's the weekend,
 Hip, hip, hip, hooray!
 My family loves the weekend,
 We have fun all day!

Mum likes drawing pictures,
 And I like drawing, too.
 Dad likes taking photos,
 So we've got lots to do!



1 Listen, point and repeat.  18

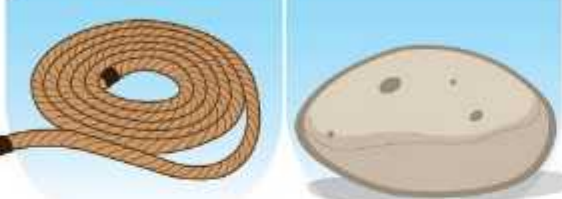
a_e face space



i_e kite bike




o_e rope stone



u_e June cube



Magic e makes the vowel long!


2 Listen and chant.  19









Let's play together, me and you.
I've got a kite,
And a skipping rope, too.

I've got a cube,
And a doll from space.
Look. It's got a purple face.

3 Read the chant again. Circle the words from Exercise 1.

4 Complete the words. Listen and check.  20


a_e i_e o_e u_e

					
k i t e	f _ c _	st _ n _	sp _ c _	b _ k _	r _ p _

Skills Time!

Lesson Five

Reading

1 Listen, point and repeat.  21



play the guitar



shop



cook



paint



play the piano




visit family


2 Look at the text. Where are the children from?

3 Listen and read.  22


What hobbies are popular in your country?

 Hi! My name's Kelly and I'm from the UK. My friends have got lots of hobbies. They like playing computer games and watching DVDs. My best friend Janet and I like doing sports, too. Janet loves playing volleyball, but she doesn't like playing basketball. I love reading comics, too.



 Hi. I'm Nuria and I'm from Spain. My friends like playing computer games and doing sports, too. I don't like sports, but I love music. I like playing the guitar and the piano. My friend Sandra and I like traditional Spanish dancing, too! We have dance lessons every Monday!



 I'm Ismail and I'm from Egypt. My friends like watching TV and listening to music. I like watching football on TV, and listening to pop music. My sisters love painting pictures and they like shopping with my mum.



4 Read again and answer the questions.

- 1 Does Janet like playing basketball? No
- 3 Does Ismail like watching football? _____
- 5 Do Nuria and Sandra like dancing? _____

- 2 Does Kelly like reading comics? _____
- 4 Does Nuria like sports? _____
- 6 Do Ismail's sisters like painting? _____

Listening

1 Listen and match. What do they like? 23



- 1 b
2 _____
3 _____
4 _____



Speaking



2 Ask and answer.



Billy likes ...
playing volleyball
reading comics
playing basketball



Shani likes ...
cooking
playing tennis
painting



Ting likes ...
watching TV
playing chess
playing the piano



Lisa likes ...
playing the guitar
taking photos
shopping

I want a penfriend.
I like taking photos.

What do you like doing?
Lisa likes taking photos.
Write an email to Lisa!

Writing preparation

We use an **apostrophe** (') to make contractions.

Full form	Short form	Full form	Short form
I am	→ I'm	are not	→ aren't
she is	→ she's	I have	→ I've
it is	→ it's	it has	→ it's
we are	→ we're	has not	→ hasn't
they are	→ they're	have not	→ haven't
is not	→ isn't		


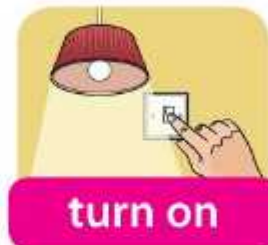
3 Write the short form.

- Yusuf doesn't (does not) like playing volleyball.
- Katie _____ (has not) got a brother.
- The children are at school. _____ (They are) in the classroom.
- We _____ (are not) hungry.

Complete the writing task on page 19 of the Workbook.



Lesson One Words

1 Listen, point and repeat.  242 Listen and read.  25

Watch the MultiROM! ▶

1

Leo Amy, can you turn on the TV, please?
Amy Max, watch this!
Max No. I like my book.
Amy Your book is boring!
Max No, it isn't!

2

Holly Can I use your computer, Leo?
Leo Yes, you can. Have you got a school project?
Holly Yes. It's about space.

3

Holly Leo ... I think it's broken.
Max My book is about space, Holly. You can read it.
Holly Well ... OK.

4

Max Can I have my book, please?
Holly No! It's great!

1 Listen to the story again and repeat. Act.

2 Look and say.

Let's learn!

You	This is your CD.
We	That's our computer.
They	That's their CD player.

I / You / He / She / It / We / You / They

Can I use your computer?

Yes, you can. No, you can't.

Can you turn off the DVD player, please?



3 Write.

your our their

Is this ¹ your computer?



Yes, it's ² computer.

³ dog is small.

⁴ dog is big.



Is this ⁵ MP3 player?



No, it's ⁶ MP3 player.

4 Write.



Can we turn on the TV?

No, you can't.



Can he have dinner at our house?



Can I use your computer?



Can we listen to our CD?

Lesson Three Grammar and Song

1 Speaking Ask and answer.

open the window help me with my homework turn on the TV
 turn off the CD player close the door put on your coat



What's Picture 2?

Can you open the window, please?

What's Picture 6?

Can you help me with my homework, please?

2 Close your book and write three questions.

Can you open the window, please?

3 Listen and sing. 26


4 Sing and do.






It's rainy today

It's rainy today.
 Can we watch a DVD?
 It's rainy today.
 Can we play our new CD?
 It's a rainy day.
 Can we watch TV?
 Can you watch a show with me?
 It's a rainy day.

It's sunny today.
 Can we play out in the sun?
 It's sunny today.
 We can have a lot of fun.
 Can we run and can we play?
 Can you play with me all day?
 It's a sunny day.



1 Listen, point and repeat.  27

ar	car	park	shark	star	scarf
					

2 Listen and chant.  28











We're in the car,
After playing in the park.
I've got an orange scarf,
I've got a toy shark.

3 Read the chant again. Circle the words with *ar*.

4 Match the words that rhyme. Write.

farm star art shark

 1	start	<input checked="" type="checkbox"/>	 a	_____
 2	car	<input type="checkbox"/>	 b	_____ art _____
 3	park	<input type="checkbox"/>	 c	_____
 4	arm	<input type="checkbox"/>	 d	_____

Skills Time!

Lesson Five

Reading

1 Listen, point and repeat.  29



stickers



posters



comics



postcards



badges



shells

2 Describe what you can see in the pictures below.


3 Listen and read.  30


Our Collections

The children in Class 3B like collecting things. Look at their collections!

I love football and I've got a collection of football stickers. I've got 60 stickers and they're in a special sticker book. My friends have got sticker collections, too. I give my friends some of my stickers and they give me some of their stickers.

Tony, 9






I've got a great collection of badges. I've got 50 badges. They are on a scarf on my bedroom wall. I wear the badges on my jackets, bags and hats. They're really cool!

Emily, 10

My brother and I have got a collection of comics. We've got 100 comics. We like reading comics because they're very funny. Our comics are in our bedroom. Our dad buys us two new comics every Saturday.

Mark, 9



4 Read again and write.

Mark	Emily	Tony
------	-------	------

1 Tony loves football.

2 _____'s got a badge collection.


3 _____'s got 100 comics.





4 _____'s got 60 stickers.

5 _____ likes reading comics.

6 _____ wears badges on her jackets.

Listening

1 Listen and match. What do they collect?  31

1  Jon	2  Lisa	3  Tom and Emma	4  Jenny	1 <u> c </u> 2 <u> </u> 3 <u> </u> 4 <u> </u>
-----------------------------------------------------------------------------------------------	------------------------------------------------------------------------------------------------	---------------------------------------------------------------------------------------------------------	---------------------------------------------------------------------------------------------------	-------------------------------------------------------------------------------------

a  20	b  50	c  100	d  80
-----------------------------------------------------------------------------------------------	-----------------------------------------------------------------------------------------------	-------------------------------------------------------------------------------------------------	-------------------------------------------------------------------------------------------------

Speaking




2 Look at the pictures. Ask and answer.

Has Jon got a collection?	Yes, he has. He's got a shell collection.
How many shells has he got?	He's got one hundred shells.

Writing preparation

Look at the **punctuation marks**.
Have you got lots of comics?
We've got a DVD player, a camera and a computer.



3 Write the punctuation marks.

- 1 I collect badges and stickers .
- 2 Have you got a sister ___
- 3 We've got a CD player ___ a computer and a TV ___
- 4 Can I use your camera ___

Complete the writing task on page 25 of the Workbook.



Fluency Time! ①

Everyday English

1 Listen, read and say. 🎧 32



Tom: I love playing football!
 Anna: I don't. I prefer playing tennis.
 Tom: Oh! I don't like tennis.



Anna: I don't like skateboarding.
 Tom: Neither do I. I like playing volleyball!
 Anna: Great! So do I!

2 **Listening** Listen and tick (✓) the things they like and cross (✗) the things they don't like. 🎧 33

	shopping	watching TV	painting	doing gymnastics
Anna	✗			
Tom				

3 **Speaking** Talk with your friend.

play tennis fish take photos paint play computer games
 play chess skateboard read comics



I like playing tennis.

I don't like fishing.


I like playing chess.

So do I.

Neither do I.

I don't. I prefer playing computer games.



1 Look at the story again. Act. 

2 Make a survey chart.



Choose four pictures. Colour the pictures and cut them out. Then stick the pictures on your survey chart.



Write the names of three friends at the top of the survey chart. Complete the survey about you. Then guess your friends' answers.

3 **Speaking** Talk with your friends and complete the chart.



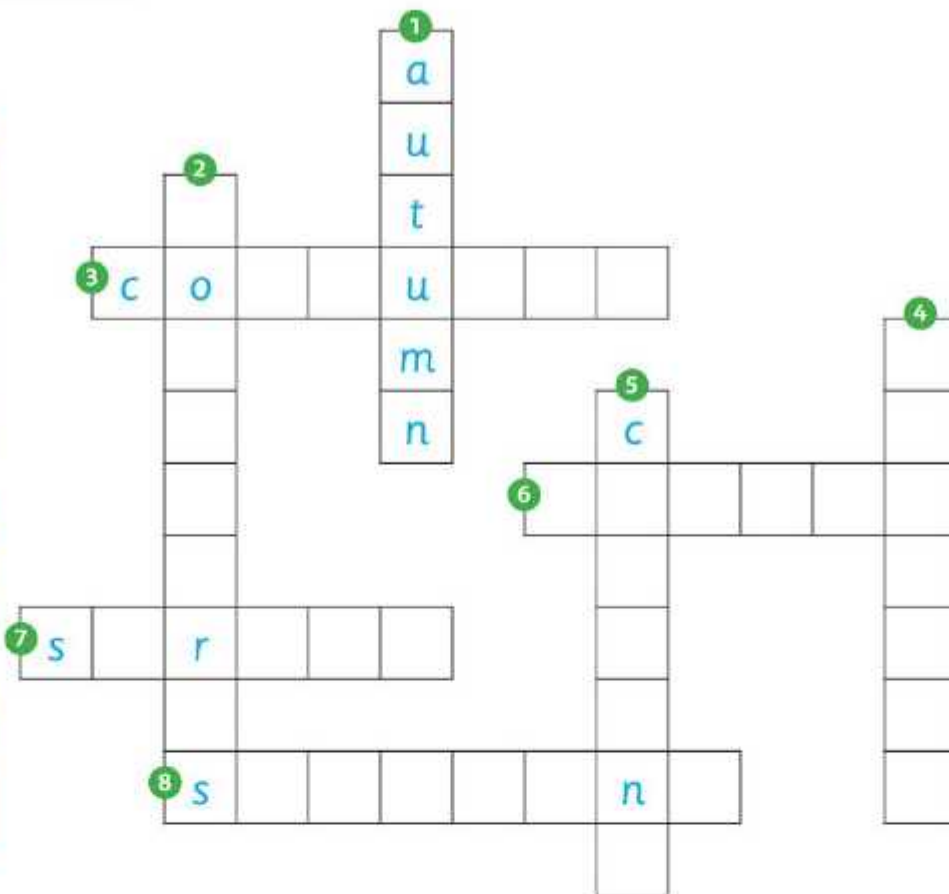
4 **Speaking** Tell the class about your group.

- 1 What do you and your friends like doing?
- 2 What don't your friends like doing?
- 3 What do you and your friends prefer doing?

Ben likes playing football and so do I. Jane doesn't like shopping and neither does Chloe. She prefers ...

1 Complete the crossword.

Down



Across



2 Write the correct words.

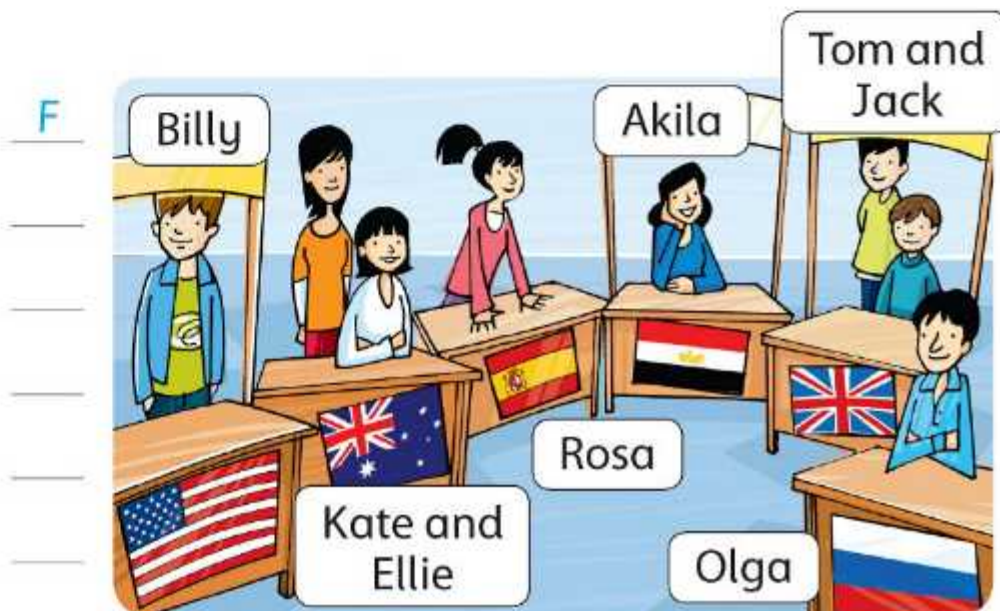
season so neither camera playing taking country

Hi! I'm Kirstie and I'm nine. I'm from Australia. It's a hot ¹ country. My favourite ² _____ is summer. I like ³ _____ volleyball on the beach. My brother, Rob, is eight. He likes playing football and ⁴ _____ do I! It's great. Rob doesn't like fishing. ⁵ _____ do I. I prefer ⁶ _____ photos. I've got a great ⁷ _____.



3 Read and write T (true) or F (false).

- 1 Akila is from Spain.
- 2 Tom and Jack are from the UK.
- 3 Billy is from the USA.
- 4 Rosa is from Russia.
- 5 Kate and Ellie are from Australia.
- 6 Olga is from Egypt.



4 Write.

like likes don't like doesn't like

Carl	Jo and Sue	Jenny	Lee	Jon and Gary	Emma

- Carl likes playing volleyball. He doesn't like fishing.
- Jo and Sue _____ doing gymnastics. They _____ playing the piano.
- Jenny _____ reading comics. She _____ playing chess.
- Lee _____ skateboarding. He _____ painting.
- Jon and Gary _____ taking photos. They _____ playing the guitar.
- Emma _____ cooking. She _____ shopping.


5 Read and write the numbers.

- Can I use your MP3 player?
- Can we have a cake?
- Can we watch our DVD?
- Can I play in their garden?



6 Read and complete the words.

a_e i_e o_e u_e



- I can ride a b i k e.
- I've got a puzzle. It's a c _ b _.
- My skipping r _ p _ is very long.
- Look! This doll is from sp _ c _.
- The dog is sitting on a big st _ n _.



1 Look at the picture. Where are the people? What are they doing?

Swiss Family Robinson

The Swiss Family Robinson is a novel by Johann David Wyss. It's a very exciting story. The main characters are a mother and father and their four sons, Fritz, Ernest, Jack and Franz. The family decides to travel to a new country to live. They travel on a ship with lots of other people, but there is a big storm. The ship sinks, but the family swims to an island. There aren't any other people on the island, so the family is alone.

They take things from the ship, such as clothes and

tools, to help them start a new life. The family has lots of adventures on the island and they learn a lot of important lessons.

They find out that the island has everything they need to survive. First, they use wood from the trees to build a house in a tree. When the weather is cold and wet, they move to a cave and make a home there.

They grow vegetables and fruit from seeds and they hunt animals for their meat.

They use salt to keep their meat fresh for a long time, so they are never hungry. They cook food on a fire and they use plants to make paper and clothes. They learn a lot about nature and they enjoy their life on the island.

One day, they have the chance to leave the island and go home to Switzerland, but they decide that the island is their home now. They are happy with their new life and they don't want to leave.







2 Listen and read. 34 3 Write T (true) or F (false).

- | | |
|----------------------------------------------------------|------------------------------------------------------------|
| 1 There are three children in the Robinson family. _____ | 2 The Robinsons use plants to keep their meat fresh. _____ |
| 3 The Robinsons take tools from the ship. _____ | 4 The Robinsons build a house in a tree. _____ |

- 4 Look at the texts. Where do you think the children are from?
What do you think they do every day?


Families Around the World





My name is Tanya and I'm from Ukraine. I live with my parents, my two brothers and my grandparents. We live on a farm in the country. My mum, dad and grandpa work on the farm every day. My grandma looks after the house. I get up early every day. I usually eat bread or pastries for breakfast. Then I walk to school with my brothers. We have lessons from eight o'clock until three o'clock. We always go home for lunch. My grandma usually makes soup and a dish with meat and potatoes. After lunch, I do my homework and I help my grandma. We cook dinner for the family. I love cooking! I go to bed at nine o'clock, but I usually read a book before I go to sleep.


I'm Hassan and I live in Cairo, Egypt. I live in an apartment with my parents and my sister. My grandparents and my aunt, uncle and cousins also live in apartments in the same building. I see them every day. My mum wakes me up every morning. I have breakfast with my family. I usually eat bread with cheese or an egg and I drink some juice. Then I catch the bus to school. I play with my friends before lessons start. We finish school at lunchtime. After school, I go home and I have lunch with my family. Then I watch TV for an hour. I do my homework and I sometimes help my dad with the shopping. My sister helps my mum to clean the house and wash the clothes. In the evening, I have dinner with my family. Then I play computer games. I go to bed at ten o'clock. I'm always tired after my busy day.



- 5 Listen and read.  35 6 Answer the questions.

- 1 How many brothers has Tanya got?
- 2 How does Hassan get to school?
- 3 Is your day different to Hassan's day? How?
- 4 Describe your daily routine.

Lesson One Words

1 Listen, point and repeat.  36

swim



sail



dive



surf



kayak



windsurf



snorkel



waterski

2 Listen and read.  37Watch the MultiROM! **Amy** Hello, Mum! We're having fun at the beach!**Amy's mum** That's good. Is Max in the sea?**Amy** No, he isn't. He's reading his book.**Amy's mum** Is Holly in the sea?**Amy** No, she isn't. She's playing with her ball.**Amy** Leo is in the sea.**Amy's mum** Oh, yes. Leo likes snorkelling.**Amy** He isn't snorkelling. He's surfing. He's very good.**Max** Look! Leo is standing on his hands!**Holly** Wow!**Max** Oh, no! Leo is falling!**Amy** Leo isn't surfing now. He's swimming!

- 1 Listen to the story again and repeat. Act.
- 2 Look and say.

Let's learn!

I

I'm swimming.
I'm not swimming.

He / She / It

He's surfing.
He isn't snorkelling.

You / We / They

We're sailing.
They aren't waterskiing.



Sometimes the spelling changes:
sail – sailing play – playing
swim – swimming run – running
dive – diving ride – riding

3 Read and match.

- 1 She's windsurfing.
- 2 They're snorkelling.
- 3 He's diving.
- 4 She's waterskiing.
- 5 He's kayaking.
- 6 They're surfing.



4 Write. 's isn't 're aren't



He isn't sleeping.
He 's eating.



They _____ taking photos.
They _____ drawing pictures.



She _____ playing with a ball.
She _____ reading a book.



We _____ swimming.
We _____ windsurfing.

1 **Speaking** Look and say.

eat a sandwich / eat an ice cream wear a hat / wear sunglasses
waterski / surf look at a bird / look at a fish



The boy isn't eating an ice cream. He's eating a sandwich.

It's Picture B!

2 Write about one of the pictures.

Picture A: The boy is eating an ice cream. He isn't ...

3 Listen and sing. 38

4 Sing and do.




At the beach!

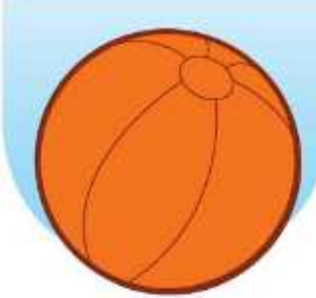




We're playing at the beach today,
We're having lots of fun.
We're swimming and we're surfing,
And we're sitting in the sun.

We all like playing at the beach,
It's sunny here today.
We can windsurf at the beach,
And we can swim and play.


We're sailing in our little boat,
We're playing in the sea.
We're snorkelling and diving,
There are lots of fish to see.



1 Listen, point and repeat.  39

all	ball	mall	wall	tall	small
					

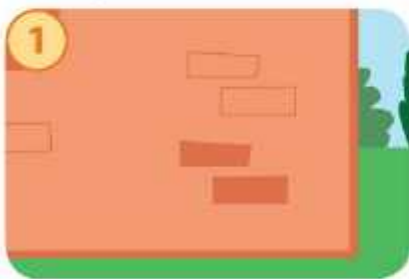
2 Listen and chant.  40




I'm in a mall,
A mall, mall, mall.
Some people are tall,
Some are small, small, small.
I'm going to buy
A ball, ball, ball.
I don't know which to buy,
I like them all, all, all.

3 Read the chant again. Circle the words with *all*.

4 Complete the words.



1 wall



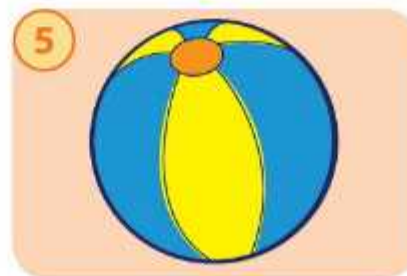
2 all



3 all



4 all




5 all

Skills Time!

Lesson Five

Reading

1 Listen, point and repeat.  41



2 Look. What can you do with the dolphins?

3 Listen and read.  42

Dolphin Dreams

Are you looking for the perfect holiday?

Dolphin Dreams is the perfect holiday! We take people in our boats and we visit dolphins in the sea. You can swim with beautiful dolphins!

Do you know ... ?

- ☀ Dolphins aren't dangerous. They are very friendly. They love playing with people.
- ☀ Dolphins can't breathe under water, but they can stay under water for about 15 minutes.
- ☀ Dolphins live in families.
- ☀ Dolphins have names. Their names are special sounds. They use the sounds to call their friends and family.
- ☀ Dolphins can't live in polluted water, but a lot of the sea is polluted. We want to make the sea a clean and safe place for dolphins.




BOOK YOUR HOLIDAY TODAY!

4 Read again and write.

dangerous polluted clean beautiful

- 1 Dolphins aren't ugly. They are beautiful.
- 2 Dolphins can't live in polluted water. They live in _____ water.
- 3 Dolphins are safe. They aren't _____.
- 4 A lot of the sea isn't clean. It is _____.

Listening

1 Listen and write the numbers.  43



Speaking



2 Ask and answer about you.

snorkelling swimming surfing diving waterskiing
windsurfing playing sailing kayaking

What do you like doing at the beach?

I like snorkelling.

Writing preparation

Present continuous verbs – spelling

cook → cook + ing = cooking

take → take + ing = taking

3 Write the correct form of the verbs.

- 1 I like watching (watch) dolphins.
- 2 Do you like _____ (take) photos?
- 3 I like _____ (cook).
- 4 Does Joanna like _____ (write) emails?
- 5 My friend doesn't like _____ (listen) to music.
- 6 Do you like _____ (read)?


Complete the writing task on page 35 of the Workbook.



5

A naughty monkey!

Lesson One Words

1 Listen, point and repeat.  44

penguin



zebra



monkey



kangaroo



camel



lizard





flamingo



crocodile

2 Listen and read.  45

Watch the MultiROM! ▶



- 1 Listen to the story again and repeat. Act.
- 2 Look and say.

Let's learn!

I

Are you reading?

Yes, I am. No, I'm not.

He / She / It

Is the monkey eating the sandwich?

Yes, it is. No, it isn't.

You / We / They

Are they eating?

Yes, they are. No, they aren't.

Is the crocodile sleeping?



No, it isn't.

- 3 Read and tick (✓).



Is the boy reading?

Yes, he is.

No, he isn't.



Are the girls playing chess?

Yes, they are.

No, they aren't.



Is the monkey playing with a ball?

Yes, it is.

No, it isn't.



Is Mum shopping?

Yes, she is.

No, she isn't.

- 4 Write.

1 Are the flamingos flying? No, they aren't.

2 Is the lizard sleeping? _____


3 Is the woman painting? _____

4 Are the monkeys eating bananas? _____



1 **Speaking** Think of a girl. Ask and answer.

wear a hat write in a notebook eat a sandwich take a photo



2 Write about a girl.

Annie is taking a photo. She's ...

3 Listen and sing. 46

4 Sing and do.

Are the monkeys climbing?

Are the monkeys climbing?

Yes, they are.

Are the zebras running?

Yes, they are.

Are the tigers walking?

Are the parrots talking?

Are the monkeys climbing?

Yes, they are.

Are the penguins swimming?

Yes, they are.

Are the parrots flying?



Yes, they are.


Are the lizards eating?

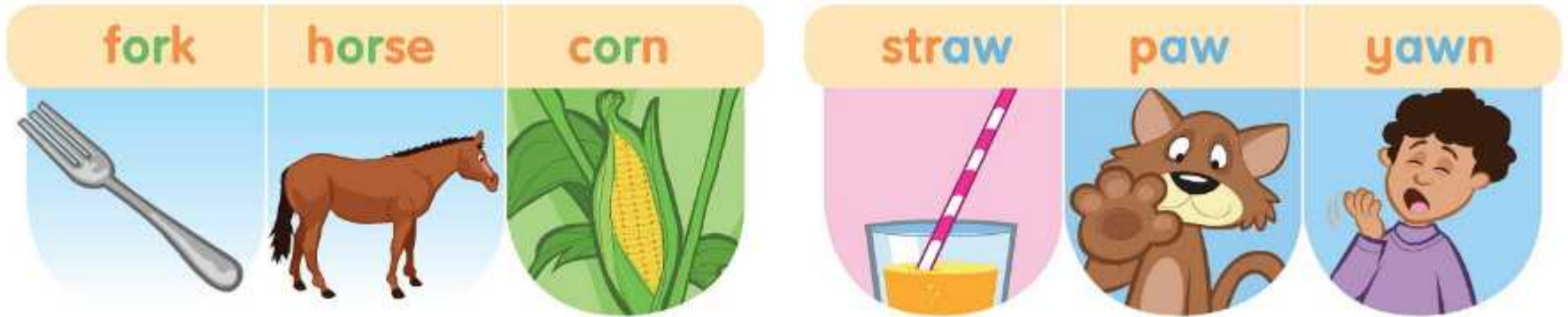
Are the lions sleeping?

Are the penguins swimming?

Yes, they are.



1 Listen, point and repeat.  47



2 Listen and chant.  48

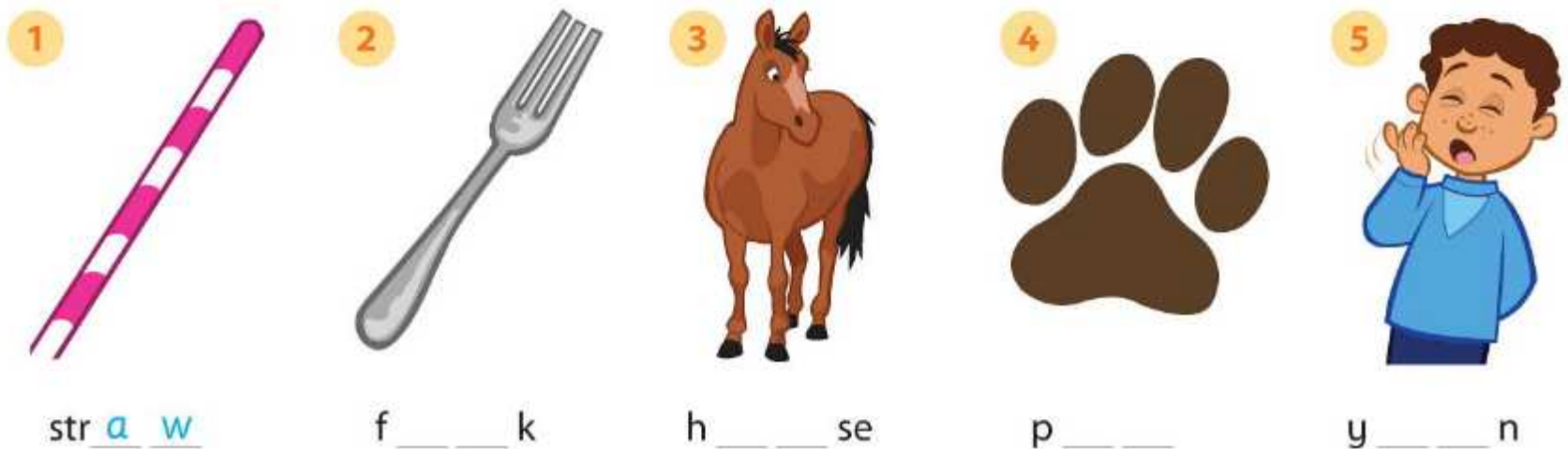


3 Read the chant again. Circle the words with *or* and *aw*.

4 Circle the odd one out.

- 1 fork sport paw 2 draw short straw
3 yawn horse corn 4 paw straw fork


5 Complete the words with *or* and *aw*.



Skills Time!

Lesson Five

Reading

1 Listen, point and repeat.  49



2 Describe what's happening in the pictures below.

3 Listen and read.  50

The Lion and the Mouse



One day, a lion is sleeping. A mouse runs over the lion's nose and the lion wakes up. The lion is angry. The mouse is scared. "I'm very sorry," says the mouse. "Don't eat me! I can help you one day."



The lion laughs. "That's funny!" it says. "You are little! How can you help me?" But the lion is not angry now. The mouse runs away.



One year later, the lion is walking in the jungle. A big net falls over the lion. The lion opens its mouth and roars. The mouse hears the lion and it runs to help. "Don't move," says the mouse. "I can help you." The mouse chews the net and makes a big hole. The lion is free. "Thank you," says the lion. "You are little, but you are kind."

4 Read again and write.

lion mouse

1 The lion is sleeping.

2 The _____ is angry.

3 The _____ is little.

4 The _____ opens its mouth and roars.

5 The _____ runs away.

6 The _____ chews a hole in the net.

Listening

1 Listen and write the numbers.  51



Speaking



2 Look at the pictures. Ask and answer.

climb eat sleep watch run

Is the monkey eating in Picture C?

No, it isn't. It's climbing.

Is the tiger sleeping in Picture C?

No, it isn't. It's eating.

Writing preparation

We use **speech marks** to show that someone is speaking.

"Don't move," says the mouse.

"I can help you."

3 Write the speech marks.

1 "Thank you," says the lion.

2 I'm Emma, says the girl.

3 I'm your new teacher, says Mr Brown.

4 These are your desks, he says. Please sit down.


Complete the writing task on page 41 of the Workbook.



6

Jim's day

Lesson One Words

1 Listen, point and repeat.  52

have a shower



brush my teeth



get dressed



have breakfast



brush my hair



get up




catch the bus



walk to school


2 Listen and read.  53Watch the MultiROM! 

1




Amy I've got an email from Jim! Jim is our cousin in Australia. He's a jackaroo.
Max What's a jackaroo?
Leo Jackaroos work on sheep farms.

2




Amy It's a great job! He gets up early every morning. He rides a horse and he looks after the sheep.

3



Max It's dangerous! There are lots of snakes in Australia. Does Jim see a lot of snakes?
Amy Yes, he does. Look!

4



Leo Jim is lucky. I want to be a jackaroo.
Max I don't! I want a safe job!

- 1 Listen to the story again and repeat. Act.
- 2 Look and say.

Let's learn!

I

I **have** breakfast at eight o'clock.
I **don't have** breakfast at seven o'clock.

He / She / It

He gets up early.	Does he live in a big house?
He doesn't get up late.	Yes , he does . No , he doesn't .
	What time does he start work?

You / We / They

We catch the bus.	Do you walk to school?
They don't catch the train.	Yes , I do . No , I don't .
	What time do you go to school?

Look at Amy. She wants to be a jackaroo!



But jackaroos get up early every morning. Amy doesn't get up early!

3 Read and circle.

- | | |
|---------------------------------------------------------------|-----------------------------------------------------------------------|
| 1 Billy get / gets up at seven o'clock. | 2 I has / have breakfast with my family. |
| 3 Do / Does Katie have a shower in the morning? | 4 My mum and dad doesn't / don't catch the bus to work. |
| 5 Fred doesn't / don't walk to school. | 6 Do / Does your friends brush their teeth at night? |

4 Write.



Jack gets up (get up) at seven o'clock.



Emma _____ (brush) her teeth every morning.



Jen and Jo _____ (not catch) the bus to school.



Tom _____ (have) breakfast with his family.

1 Speaking Ask and answer.

What time does Tom get up?
He gets up at half past seven.

2 Write about Tom.

Tom gets up at half past seven. He ...

3 Listen and sing. 54


4 Sing and do.

My day

I get up early every day,
I have a shower every day,
I have my breakfast every day,
I'm busy all day long.

I catch the school bus every day,
I have my lessons every day,
I see my school friends every day,
I'm busy all day long.

I do my homework every day,
Then I go outside and play,
I'm very busy every day,
I'm busy all day long.

1 Listen, point and repeat.  55

boy	toy	oyster	coin	oil	soil
					

2 Listen and chant.  56



Roy is a boy,
A boy, boy, boy.


Playing with a toy,
A toy, toy, toy.

He can see a coin,
A coin, coin, coin.

3 Read the chant again. Circle the words with *oy* and *oi*.


4 Match and write.

1



soil


2




oy

oi


3




4



5




6



Lesson Five

Reading

1 Listen, point and repeat.  57

first

then


next

finally

every day

at the weekend

2 Look at the text. Where does Ellie live?

3 Listen and read.  58

Cyber School

Australia is a very big country. A lot of families live on farms. The farms are a long way from towns or cities, so the children don't go to school. They have lessons at home and they talk to their teachers on the Internet. They are students of the Cyber School!



Ellie, 10
I live on a farm. There isn't a town for 500 kilometres! That's six hours in the car! So I do Cyber School. I get up early every day. First, I help on the farm. Then, I watch my teachers on the Internet. Next, I do my school work. Finally, I email my work to my teacher. Some of my school friends live 2,000 kilometres away! But we meet every year and have a sports day together!

4 Read again and answer the questions.

1 Does Ellie live in a town? No.

3 Does Ellie get up late? _____


5 Does Ellie watch her teachers on the Internet? _____

2 Does Ellie email her work? _____

4 Does Ellie live close to her friends? _____

6 Does Ellie see her friends at the weekend? _____

Listening

1 Listen and write the numbers.  59



Speaking



2 Ask and answer about you.

get up have breakfast start school
finish school have dinner go to bed

What time do you get up?

I get up at half past seven.

What time do you have breakfast?

I have breakfast at quarter to eight.

Writing preparation

Proper nouns are names of people or places, and titles of books or films. **Proper nouns** start with capital letters.

Noun	Proper noun
girl	Ellie
teacher	Mr Green
country	Egypt
city	London
book	Family and Friends
film	Toy Story

3 Read and circle the proper nouns.

- Ellie lives in Australia.
- Mrs Smith is my new teacher.
- Carlos is from Spain.
- My favourite film is The Incredibles.
- Cairo is the capital city of Egypt.
- Helen's favourite film is Finding Nemo.
- Jen is older than Beth.

Complete the writing task on page 47 of the Workbook.



Fluency Time! ②

Everyday English

1 Listen, read and say. 🎧 60



Anna: Oh no! I'm very bad at basketball. I'm terrible at throwing!

Tom: Sam's good at basketball. Watch him.

Sam: OK, it's my turn now. Watch this, Anna!

Anna: Look at Sam! He's very good at jumping.

Tom: I know. He's quite good at running, too.


2 Listening Listen and circle. 🎧 61

- 1 Mike is **very good** / **very bad** at windsurfing.
- 2 Mike is **very good** / **very bad** at painting pictures.
- 3 Mike is **good** / **terrible** at playing the guitar.
- 4 Mike is **quite good** / **very good** at basketball.

3 Speaking Talk with your friend.

skateboarding sailing swimming diving playing chess
 maths cooking singing English taking photos



1 Look at the story again. Act. 

2 Make a poster.



Choose a person to write about.
Draw or stick pictures of the person
on your poster.



Write a description of the person.
Write about what he or she is good at.

3 **Speaking** Ask and answer with your friend.



Who is your poster about?

It's about my cousin.
Her name is Kate.

How old is she?

She's twelve.

What is she good at?

She's very good at swimming and
snorkelling and she's quite good at tennis ...

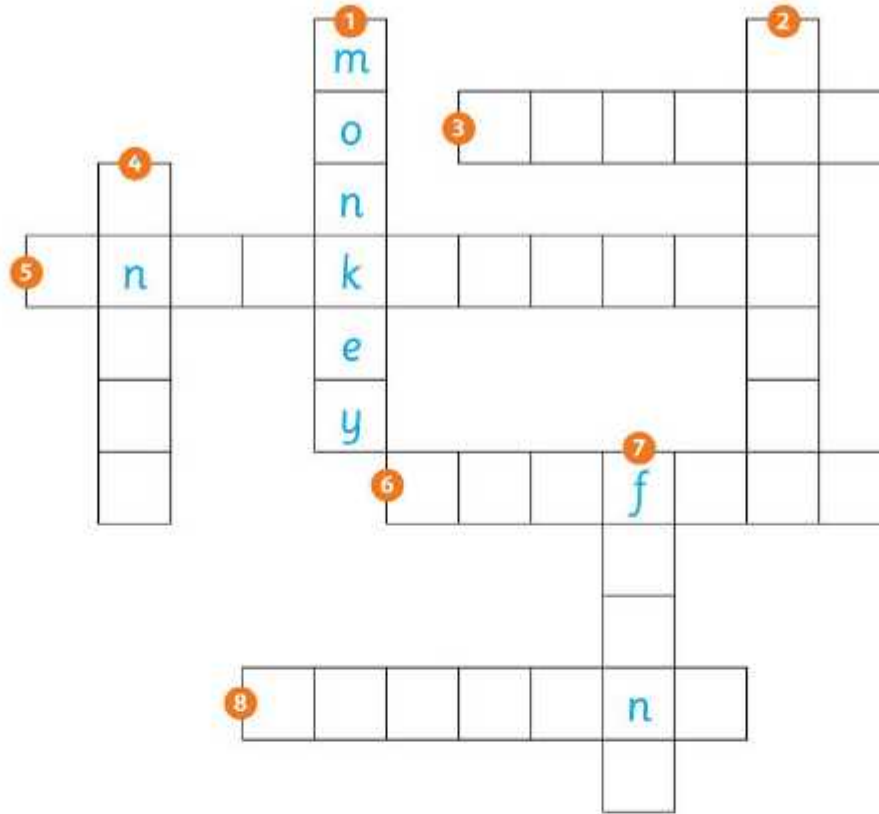
4 **Speaking** Tell the class about your poster.

- 1 Who is your poster about?
- 2 How old is the person?
- 3 What is the person good at?

This is a picture of my friend.
Her name is Laura and she's ten.
She's very good at ...

1 Complete the crossword.

Down



Across



2 Write the correct words.

zebra kangaroo camel crocodile flamingo lizard



Look at the animals! The ¹ lizard is sleeping in the sun. The ² crocodile is swimming in the water. The ³ flamingo is flying. The ⁴ kangaroo is jumping. Can you see it? The ⁵ zebra is running. It's very fast. The ⁶ camel is hungry. It's eating.

3 Read and circle.

- Dad **is** / **isn't** reading a book.
- The girls **are** / **aren't** listening to music.
- The boys **are** / **aren't** playing chess.
- Mum **is** / **isn't** watching TV.
- Dad **is** / **isn't** eating an apple.
- The boys **are** / **aren't** listening to music.



4 Match the questions with the answers.

1 Is Tom good at surfing?

 d

a Yes, she is. She can play the piano.

2 Are you good at basketball?

b Yes, they are.

3 Is Maria good at music?

c No. I'm terrible at throwing.

4 Are you good at art?

d Yes, he is. He's good at diving, too.

5 Are your friends good at chess?

e No, she isn't.

6 Is Pat good at snorkelling?

f Yes, I'm quite good at painting.

1 d 2 3 4 5 6

5 Complete the text.

gets brushes plays walks catches has

Billy gets up at seven o'clock on Mondays. He ¹ has a shower and then he ² _____ dressed. He has breakfast with his family. He always ³ _____ his teeth after breakfast. He never ⁴ _____ the bus to school. He always ⁵ _____ to school with his brother. After school, he ⁶ _____ with his friends in the park. Billy loves the park!



6 Read and complete the words.

aw or oy oi



A cat hasn't got hands or feet. It's got four p a w s.



Flowers and trees grow in s _____ l.



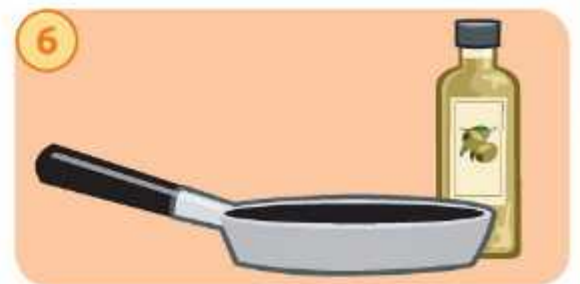
The farmer has got a big f _____ k.



"What a big y _____ n!"
"Yes, I'm very tired."



My favourite t _____ is my new train.



There is _____ l in this bottle.



1 Look at the picture. What is the wolf doing?



The wolf pups are hungry, but their mother can't find enough food. Soon, there is only one pup left. He drinks his mother's milk and slowly grows stronger. He is fierce, but he is playful, too. When his mother leaves the cave to look for food, he explores the cave, but he is afraid to go outside. However, as he grows older, he wants to find out what the world is like outside the cave. He learns to hide in the long grass or in the bushes. He learns to hunt and he catches small animals to eat. Other animals try to attack him, but he learns to fight. His mother is proud of him. She can see that he is becoming a great wolf.

One day, while the young wolf is exploring, he comes to a village. He sees a group of men and he is afraid. One of the men tries to pick him up. The pup growls and shows his sharp, white teeth. The men laugh.

"Look at those teeth," they say. "Let's call him White Fang."

Another man tries to pick White Fang up, but White Fang bites the man's hand. The man hits White Fang and White Fang cries. His mother hears him and comes to find him. When she sees the men, she lies down on the ground. She respects humans. A man decides to keep White Fang and his mother. At first, White Fang wants to escape. But the man feeds White Fang and gives him a dry place to sleep. When other dogs try to attack White Fang, the man chases them away.

"Men can protect me and care for me," White Fang thinks. "It is difficult to be a wolf, but it is easy to be a dog."

2 Listen and read. 62 3 Match the sentence halves.

- | | | |
|-------------------------------------------|--------------------------|----------------------------------------|
| 1 The young wolf explores the cave | <input type="checkbox"/> | a because men can protect him. |
| 2 The men call the wolf White Fang | <input type="checkbox"/> | b because he has sharp white teeth. |
| 3 White Fang thinks it's easy to be a dog | <input type="checkbox"/> | c when his mother leaves to find food. |
| 4 White Fang's mother lies in the ground | <input type="checkbox"/> | d because she respects humans. |

4 Look at the picture. Where are the tigers?

Tiger Territory

At San Diego Zoo Safari Park, you can see lots of amazing animals in beautiful natural surroundings. The Tiger Trail is a popular attraction for visitors who want to see Sumatran tigers: you can look through huge glass windows and watch the Sumatran tigers playing and enjoying their habitat. The safari park has lots of trees and plants for the tigers to hide in and it has lots of things for the tigers to do.

Tigers are beautiful, powerful animals. They can run fast, so they need lots of space. The Tiger Trail habitat is huge, so the tigers have lots of space to run. Tigers are very good at climbing trees, too. They like lying on branches because they can see a lot from the branches of tall trees. At the Tiger Trail, there are lots of rocks and tall trees for the tigers to climb.

You can look up through the glass and see a huge tiger looking down at you!

Tigers are members of the cat family. Cats usually hate water, but tigers love it! They are very good swimmers. At the Tiger Trail, there are pools for the tigers to play in. You can watch them playing and swimming in the water. When they are tired, they can relax in the long grass or in special dens.


Sumatran tigers are an endangered species. There are only about 400 Sumatran tigers left in the world. They live in forests in Sumatra, Indonesia. People are destroying the forests because they want the land for farming. As a result, many Sumatran tigers don't have a place to live. San Diego Zoo wants to protect Sumatran tigers in the safari park and in the wild. They want people to learn about tigers and try to help them.



5 Listen and read. 63 6 Write T (true) or F (false).

- 1 Tigers don't need a lot of space. _____
- 2 Tigers are good at climbing. _____
- 3 Tigers can't swim. _____
- 4 There are about 400 Sumatran tigers in the world. _____

Lesson One Words

1 Listen, point and repeat.  64

café



library



museum



playground



shopping mall



sports centre



swimming pool



cinema

2 Listen and read.  65

Watch the MultiROM! ▶

1



Mum What do you want to do at the weekend?
Holly Can we go to the shopping mall?
Leo Oh, no!

2



Amy Can we go to the sports centre?
Max But we always go to the sports centre!

3



Max Can we go to the museum?
Holly I don't like museums!
Leo We never want to do the same thing!

4



Dad Surprise! I've got tickets for the new film at the cinema at the weekend!
Amy & Leo Great!
Max & Holly Wow, thanks, Dad!
Mum So, now you want to do the same thing!

- 1 Listen to the story again and repeat. Act.
- 2 Look and say.

Let's learn!

We **always** go to the sports centre.
 I **sometimes** go to the library.
 She **never** goes to the shopping mall.

My birthday is **in** May.
 He plays football **on** Fridays.
 We get up **at** eight o'clock.



- 3 Read and circle.

✓✓ = always ✓ = sometimes ✗ = never



Billy **never** / **always** rides his bike to school.



They **never** / **sometimes** watch TV.



Tom **sometimes** / **always** takes photos.



Mum **sometimes** / **never** listens to music.

- 4 Write.

on at in

- 1 Emma's birthday is in March.
- 2 I always have lunch _____ one o'clock.
- 3 Dad never works _____ Saturdays.
- 4 We sometimes go to the beach _____ August.
- 5 You never watch TV _____ Mondays.
- 6 The children always go to bed _____ nine o'clock.

Lesson Three Grammar and Song













1 **Speaking** Think of a boy or a girl. Look and say.

✓✓ = always ✓ = sometimes
 ✗ = never

play football

play basketball

play tennis


	Katie	Billy	Ben	Jenny
✓✓				
✓				
✗				

She always plays basketball.
 She sometimes plays football.
 She never plays tennis.

It's Katie!

2 Write about Billy, Ben or Jenny.

Katie sometimes plays football. She never plays tennis. She ...

3 Listen and sing.  66

4 Sing and do.

Come and play with me!

I sometimes play computer games,
 I always ride my bike.
 I sometimes watch a DVD,
 I sometimes fly my kite.

I sometimes snorkel in the sea,
 I sometimes read a book.
 I always play my new guitar,
 I never shop or cook.

I sometimes surf the Internet,
 I sometimes watch TV.
 I always have a lot of fun,
 So come and play with me!



1 Listen, point and repeat. 67



2 Listen and chant. 68



The clown's got flowers,
Red and blue.
He's wearing brown trousers,
But only one shoe.

He's sitting in his house,
He looks behind a wall.
He's scared of a mouse,
But it's only small.

3 Read the chant again. Circle the words with *ow* and *ou*.

4 Circle the odd one out.

1 cow house flower

2 clown cow trousers

3 flower house mouse

4 house clown trousers

5 Write the words in the correct box.

brown out down clown shout cloud trousers flower

OW


brown

OU

Skills Time!

Lesson Five

Reading

1 Listen, point and repeat.  69



2 Look at the text. Where can you see the film?

3 Listen and read.  70

Monsters University

Monsters University is a comedy film by Pixar, and now you can watch it on DVD!

The characters in Monsters University are funny monsters. They're 3D computer animations, but real actors play their voices.

In the film, Mike is a six-year-old monster. He lives in the monster world. One day, he visits a company called Monsters Inc. Lots of monsters work there. The monsters visit the human world at night. They scare children and they use the children's screams to make energy! Mike wants to be a scary monster when he grows up.

When Mike is a teenager, he goes to Monsters University to learn how to be scary. He meets Sulley, but they are not friends at first. Sulley is very good at scaring people, but Mike is not very scary at all. One day, Mike and Sulley go to the human world and they can't get back. They work together, and finally go home to the monster world. Now Mike and Sulley are friends. They get jobs at Monsters Inc., and they have fun working together.

Monsters University is very funny, and the actors' voices are brilliant. There's lots of cool music in the film, too. I love the song "Monsters University". The monsters are terrible singers, but the song is great!

Monsters University is lots of fun. Don't miss it!

Carl, aged 9



4 Read again and answer the questions.

1 Do the monsters work in a theatre? No

3 Can you see actors in the film? _____


5 Do Mike and Sulley like working together in the end? _____

2 Does Mike want to be scary? _____

4 Are the monsters good singers? _____

6 Is the film funny? _____

Listening

1 Listen and tick (✓) or cross (x).  71



Speaking



2 Ask and answer about you.

watching films / go to the cinema listening to music / go to concerts
 playing sports / go to the sports centre reading / go to the library
 shopping / go to the shopping mall

Do you like watching films? Yes, I do.
 Do you ever go to the cinema? Yes, I sometimes go to the cinema.

Writing preparation

Verbs show actions:

walk read cook

Adjectives describe nouns.

big cake old house nice day

Prepositions describe place, time and movement.

on the table at ten o'clock

to school


3 Circle the **verbs** in red, the **adjectives** in blue and the **prepositions** in green.

- 1 My aunt and uncle live in a big city.
- 2 Jack is riding his new bike to school today.
- 3 I live in a small flat.
- 4 I swim in the sea on sunny days.
- 5 School starts at nine o'clock.
- 6 The cake on the table is great.

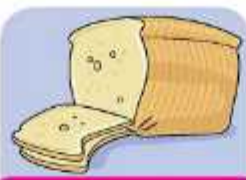
Complete the writing task on page 57 of the Workbook.



Lesson One Words

1 Listen, point and repeat.  72

pasta



bread




cereal



meat



melon



cucumber



onion



lemon

2 Listen and read.  73

Watch the MultiROM! ▶

1



Amy Wow! This is a big supermarket!
Max I like shopping at the supermarket. Mum and I come here every week.
Mum We need a lot of things today. Can you help me, please?
Amy Sure.

2



Mum We need some pasta and some bread.
Amy The bread is over there.
Mum Can you get me some onions and a cucumber, please?
Max OK.

3



Amy Oh, there are melons, too. I'd like a melon.

4



Max No, Amy! Don't take that melon! Take one from the top!
Amy Oh, no! Sorry!

- 1 Listen to the story again and repeat. Act.
- 2 Look and say.

Let's learn!

countable noun	uncountable noun
one melon	some bread
two melons	
three melons	some melons

I / You / He / She / It / We / They

I'd like a melon.
 We'd like some pasta.
 Would you like some cereal?
 Yes, please. No, thanks.

I'd like = I would like

Would you like a banana?

No, thanks.



We'd like an ice cream!

- 3 Choose a, an or some. Write the words in the correct boxes.

- | | | |
|---------|-------|-----------|
| apple | salad | bread |
| biscuit | egg | fries |
| rice | water | milkshake |
| pasta | melon | orange |

Countable	Uncountable
an apple	some salad

- 4 Write. a an some



Edward would like a sandwich.



The children would like pastries.




'Would your friends like drinks?'



She would like apple.

1 **Speaking** Think of a boy or a girl. Look and say.



2 Write about two people.
Ollie would like some meat, a melon and a cucumber.

3 Listen and sing. 74 4 Sing and do.

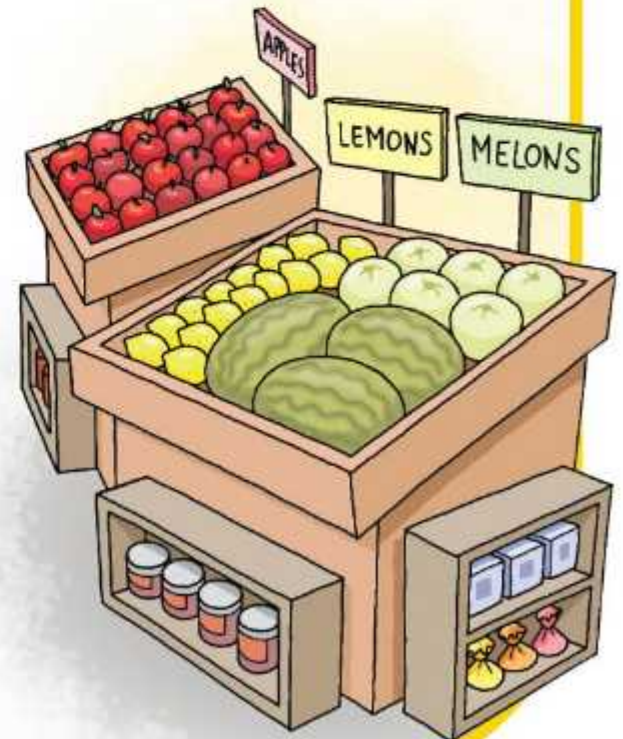



At the supermarket

I would like some lemons,
I would like some meat.
I would like a melon,
They're very fresh and sweet.

At the supermarket
We buy things to eat.
Apples, bread and biscuits,
Pasta, rice and meat.

I would like some onions,
I would like some rice.
I would like some apples,
They're healthy and they're nice.




1 Listen, point and repeat.  75

ld

child	shield	field
		

lt

belt	quilt	adult
		

2 Listen and chant.  76











A child and an adult
Are standing in a field.
The adult's got a quilt.
The child's got a shield.

The quilt is red,
The shield is grey.
The adult sits down,
But the child wants to play.

3 Read the chant again. Circle the words with *ld* and *lt*.


4 Match and write.

	be	 	1 <u>belt</u>
	chi		2 _____
	qui		3 _____
	fie		4 _____
	shie		5 _____
	adu		6 _____

Skills Time!

Lesson Five

Reading

1 Listen, point and repeat.  77



2 What food can you see in the pictures below?

3 Listen and read.  78

My Favourite Dish



Today I want to tell you,
How to make my favourite dish.
You need two big potatoes,
And you need a piece of fish.

You need some milk and butter,
And you need a lot of cheese.
You need some salt and pepper,
And you need some nice fresh peas.

You cook the two potatoes,
And you mash them in a pot.
You cook the peas in water,
And you make them nice and hot.

You cook the fish in milk now,
And you put it in a dish.
You take the peas and butter,
And you mix them with the fish.

You add the mashed potatoes,
And you put the cheese on top.
You cook it in the oven,
When it's brown on top, you stop!


4 Read again and write *T* (true) or *F* (false).

- 1 You need two small potatoes. F
3 You need some butter.
5 You put the fish in a dish.

- 2 You need a piece of meat.
4 You cook the peas in milk.
6 You put the cheese on top.

Listening

1 Listen and write A or B. 79

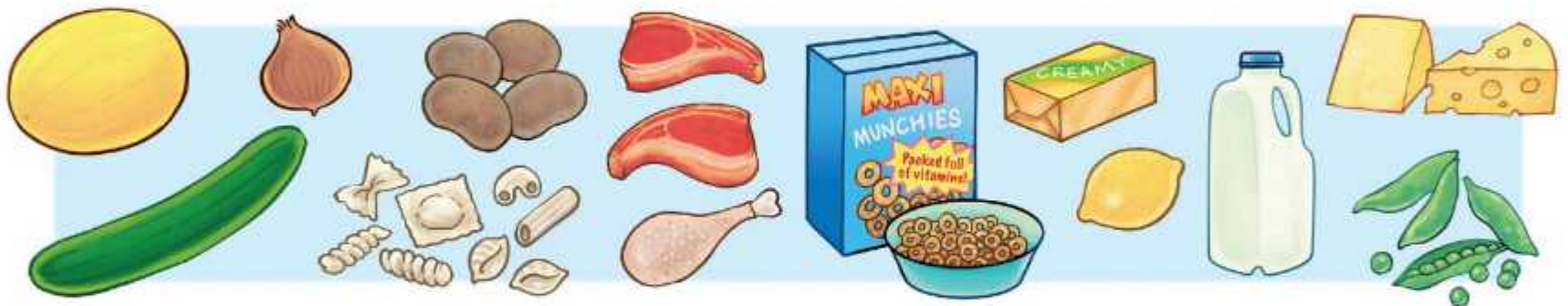


1 B 2 _____ 3 _____ 4 _____ 5 _____ 6 _____

Speaking



2 Look at the pictures. Ask and answer.



What would you like?

I'd like some potatoes, please. And I'd like ...

Writing preparation

We put **adjectives describing size** before **adjectives describing colour**.

I can see a **big**, **white** bird.

3 Put the words in the correct columns. Then write the sentences.

big green small red pink little tall blue


Size	Colour
<u>big</u>	<u>green</u>

- You need two big, red tomatoes. (red / big)
- Mum is wearing a _____ hat. (little / pink)
- Look at the _____ trees. (green / tall)
- We're sailing in a _____ boat. (small / blue)

Complete the writing task on page 63 of the Workbook.



Lesson One Words

1 Listen, point and repeat.  80

lake



mountain



waterfall



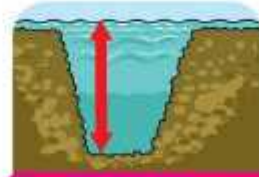
ocean



wide





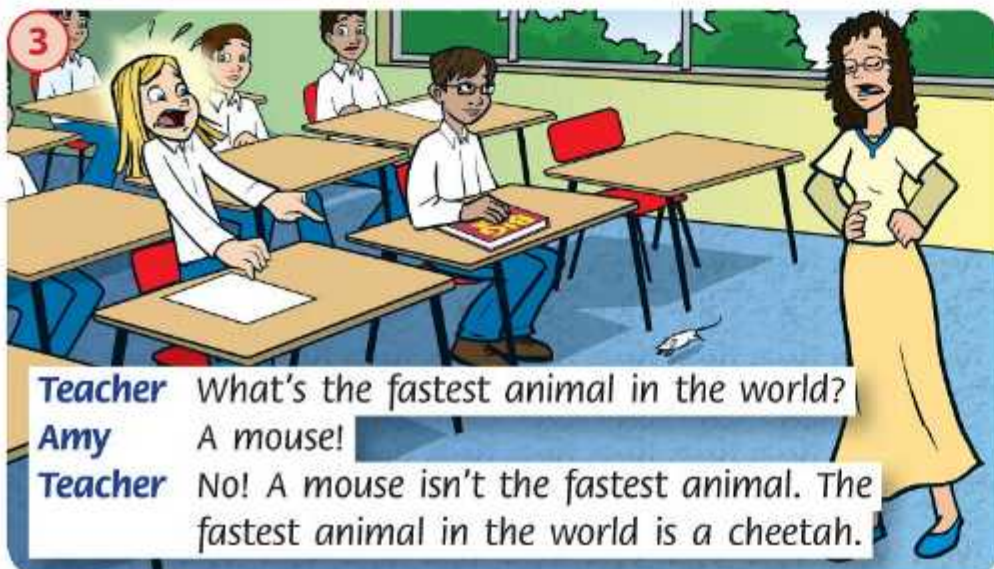
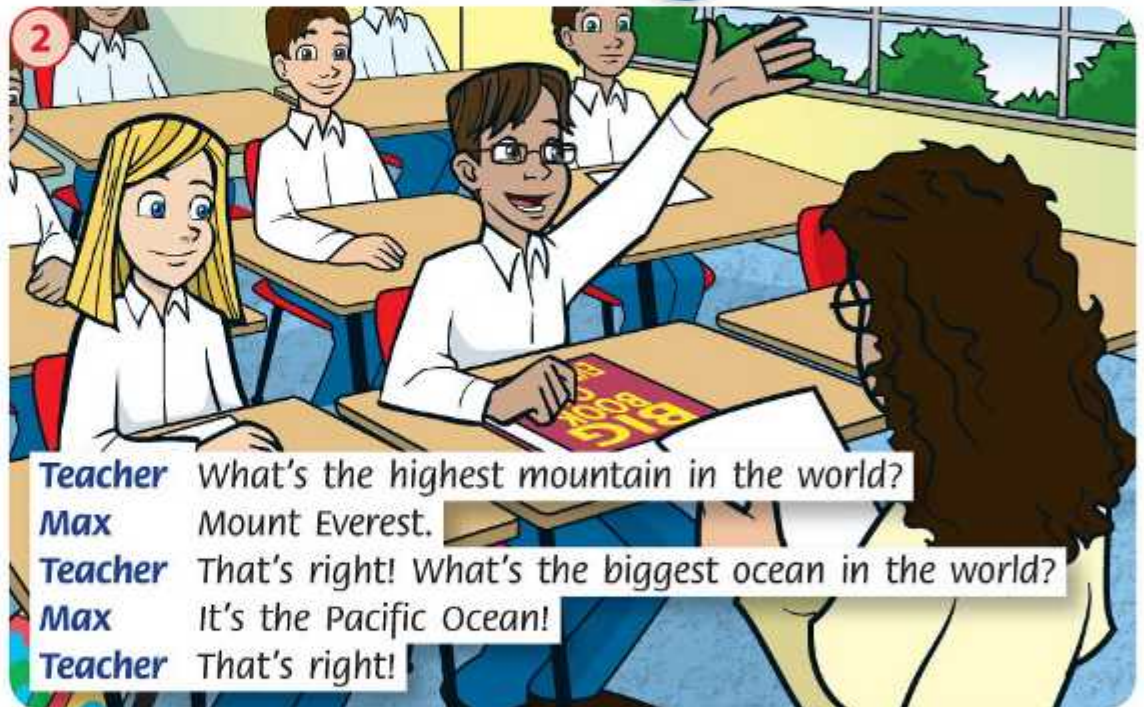

big



deep



high

2 Listen and read.  81Watch the MultiROM! 

- 1 Listen to the story again and repeat. Act.
- 2 Look and say.

Let's learn!

My sandcastle is bigger than your sandcastle, Max!

The Nile is longer **than** the Volga.
 The Pacific Ocean is wider **than** the Atlantic Ocean.
 Russia is bigger **than** the UK.

What's the fastest animal in the world?


The fastest animal in the world is the cheetah.
 The Pacific Ocean is **the widest** ocean in the world.
 Russia is **the biggest** country in the world.



Look, Amy! My sandcastle is the biggest!

3 Read and write T (true) or F (false).

- 1 Tom is the tallest boy. T
- 2 Colin is faster than Tom.
- 3 Billy is the fastest boy.
- 4 Tom is slower than Colin.
- 5 Billy is taller than Colin.
- 6 Colin is the shortest boy.



4 Write.

- 1 The USA is bigger (big) than Spain.
- 2 Mount Everest is the (high) mountain in the world.
- 3 Cars are (fast) than bikes.
- 4 Grapes are (small) than apples.
- 5 Lake Baikal is the (deep) lake in the world.
- 6 Mice are (slow) than cheetahs.

1 Speaking Ask and answer.

Biggest fruit	Fastest transport	Tallest animal	Smallest country	Slowest animal
a grape	a car	a cat	the UK	a monkey
an apple	a plane	a giraffe	the USA	a cheetah
a melon	a train	a lion	Russia	a horse

What's the slowest animal?

A monkey!

2 Write three sentences.

The slowest animal is a monkey. The ...

3 Listen and sing. 82

4 Sing and do.




My quiz

What's the biggest country?
Do you know? Do you know?
What's the highest mountain?
Do you know?
Listen to my quiz,
Listen to my quiz and
Tell me what the answer is!

Do you know? Do you know?
Do you know what the answer is?
Listen to my quiz,
Listen to my quiz and
Tell me what the answer is!

What's the biggest ocean?
Do you know? Do you know?
What's the smallest country?
Do you know?
Listen to my quiz,
Listen to my quiz and
Tell me what the answer is!



1 Listen, point and repeat.  83

nd

sand



pond



nt

plant



tent




mp

lamp



camp



2 Listen and chant.  84



We put up the tent
At the big, big camp.
We hear the wind.
We light the lamp.

We sit by the pond.
We look at the plants.
We're happy together,
Just me and my aunt.

3 Read the chant again. Circle the words with *nd*, *nt* and *mp*.

4 Circle the end letters *nd*, *nt* or *mp* below.



nd nt mp



nd nt mp



nd nt mp



nd nt mp



nd nt mp




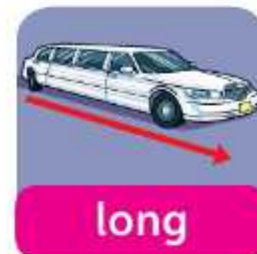
nd nt mp

Skills Time!

Lesson Five

Reading

1 Listen, point and repeat.  85




2 Describe what you can see in the pictures below.

3 Listen and read.  86

World Records

Here are some of the world's records!
There are many interesting facts!

The Ġgantija temples are in Malta. The temples are over 5,500 years old! They are the oldest temples in Europe!



The longest bridges over water are the two bridges over Lake Pontchartrain in the USA. The bridges are nearly 24 miles long. You can't see land from the middle of the bridges!

Russia is the biggest country in the world. It is 17,075,400 square kilometres! That is 12.5% of the Earth's surface! In Russia, there are 11 different time zones. Russia is between Europe and Asia.



The longest river in the world is the Nile. The Nile is 6,695 kilometres long. The Nile flows through nine countries in Africa. The last country is Egypt. From Egypt, it flows into the Mediterranean Sea.

4 Read again and match the sentence halves.

1 The Ġgantija temples

d

a is the longest river in the world.

2 Lake Pontchartrain

b is the biggest country in the world.

3 Russia

c is in the USA.

4 The Nile

d are the oldest temples in Europe.

Listening

1 Listen and complete the table.  87

Egypt Brazil the UK Spain

Country	_____	<u>Egypt</u>	_____	_____
Biggest lake	Lake Sanabria	Lake Nasser	Loch Neagh	Lake Patos
Longest river	The Tagus	The Nile	The Severn	The Amazon
Highest mountain	Mount Teide	Mount Catherine	Ben Nevis	Fog Peak

Speaking



2 Ask and answer. long big high

What's the biggest lake in Spain? Lake Sanabria.

What's the longest river in Spain? The Tagus.

What's the highest mountain in Spain? Mount Teide.

Writing preparation

Adverbs of frequency tell us how often something happens.

We usually put adverbs of frequency before the verb.

I **always** go to the shopping mall.
I **never** go to the shopping mall.

Some adverbs of frequency can go at the beginning or the end of a sentence.

I **sometimes** go to the shopping mall.
I go to the shopping mall **sometimes**.
Sometimes I go to the shopping mall.

3 Are these sentences correct? Read and tick (✓) or cross (X).


- 1 I always go to Lake Sanabria on holiday.
- 2 Alison cooks never.
- 3 You watch DVDs sometimes.
- 4 The boys play football always.
- 5 Always I go swimming on Saturdays.
- 6 She sometimes plays chess.
- 7 They never eat Italian food.

Complete the writing task on page 69 of the Workbook.



Fluency Time! ③

Everyday English


1 Listen, read and say.  88



Mrs Jay: Excuse me. Where's the cinema?
 Tom: It's next to the museum.
 Mrs Jay: Can you tell me the way to the museum, please?
 Anna: Sure. Turn left at the post office.



Mrs Jay: OK ... Where's the post office?
 Tom: Turn right, then go straight on. You can't miss it.
 Mrs Jay: Great! Thanks!

2 **Listening** Listen and complete the sentences.  89

right café library playground

- 1 The girl can't find the library. 2 The library is next to the _____.
 3 The museum is next to the _____. 4 The playground is on the _____.

3 **Speaking** Talk with your friend.

sports centre (opposite / school ← / ↑)

supermarket (next to / post office ↑ / ←)

shopping mall (next to / library ↑ / →)

cinema (opposite / library ← / →)

Excuse me. Where's the sports centre?

Can you tell me the way to the school, please?

It's opposite the school.

Sure. Turn left, then go straight on. You can't miss it.

Great! Thanks!



1 Look at the story again. Act 

2 Draw a map of an island.

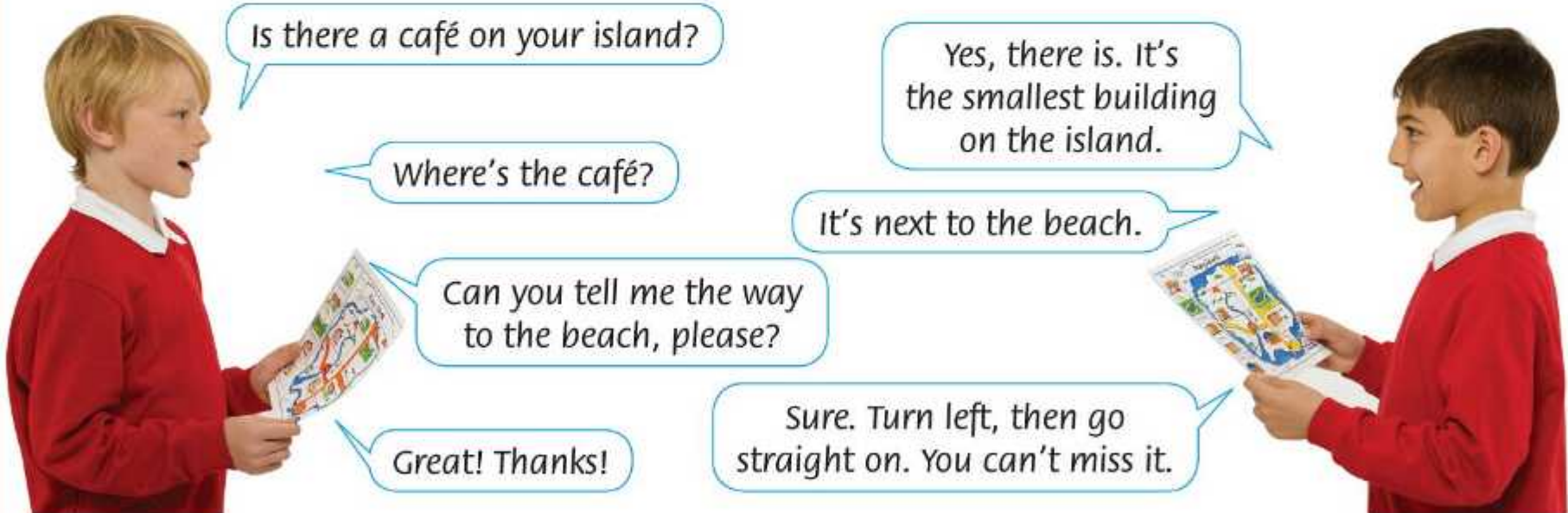


Draw or stick pictures of some buildings and other places on your map.



Colour and cut out your map. Write the name of your island. You can write the names of the places on your map, too.

3 **Speaking** Ask and answer with your friend.




4 **Speaking** Tell the class about your island.

- 1 What's the name of your island?
- 2 What places are on your island?
- 3 Where are the places?
- 4 What are they like?

This is *Happy Island*. It's got lots of cool places. There's a big café. It's on the beach, next to the ...

4 Write. a an some

There is lots of food on the table. There is ¹ some pasta and there is ² _____ onion. There are ³ _____ lemons and there is ⁴ _____ cucumber. There is ⁵ _____ bread and there is ⁶ _____ melon, too.



5 Complete the sentences.

- 1 The monkey is bigger (big) than the mouse.
- 2 The mouse is the _____ (small) animal.
- 3 The cheetah is the _____ (big) animal.
- 4 The mouse is _____ (fast) than the monkey.
- 5 The cheetah is the _____ (fast) animal.



6 Read and complete the words.

ld lt nd nt mp


1 In my garden, there are flowers, trees and pla n t s.




2 On my trousers, I wear a be _____.



3 There is a la _____ on the table next to my bed.



4 There are lots of fish in the po _____.



5 I've got a red qui _____ on my bed.



6 The family is having a picnic in the fie _____.



Extensive reading: Food

1 Look at the picture. What are the people doing?



Some travellers arrived in a small village one day. They were tired and hungry, but they didn't have any food. They only had a large pot. The travellers asked the villagers for some food, but the villagers didn't trust the travellers and they didn't want to share their food.

The travellers were disappointed, but they had a plan. They filled their pot with water, dropped a large stone into it and put the pot on a fire in the village square. Then the travellers sat down around the fire and waited. Soon, a woman came to the square.

"What are you doing?" she asked. "We're making stone soup," said the travellers. "It's very tasty, but we really need some herbs to put in it."

"I've got some herbs," said the woman. "Can you give us some of your herbs?" the travellers asked. "Then we will share our soup with you."

The woman took a small bunch of fresh herbs from her basket and dropped it into the pot. She sat with the travellers and they talked while they waited for the soup to cook. After a while, a man came to the square. "What are you doing?" he asked. "We're making stone soup," said the travellers. "It's delicious, but we really need some meat to put in it."

"I've got some meat," said the man. "Can you give us some of your meat?" the travellers asked. "Then we will share our soup with you." The man put some meat into the pot, then he sat with the travellers and the woman and they all talked while they waited for the soup to cook.


More villagers came to the square. They all added food to the pot. Soon, they were good friends. The pot was full of meat, potatoes and vegetables, and it smelt wonderful. The travellers and the villagers shared the soup and they all enjoyed a wonderful meal.

2 Listen and read. 90 3 Answer the questions.



- 1 What did the travellers ask?
- 2 Why were the travellers disappointed?
- 3 What did the man put in the pot?
- 4 What did the woman put in the pot?

4 Look at the pictures. Where do you think these dishes are from?

My favourite dish




I'm Mehmet and I'm from Turkey. Turkish food is delicious and it's healthy, too. We eat a lot of fresh vegetables like peppers, onions and aubergines. We also eat a lot of meat, lentils, beans, yoghurt and nuts. In the summer, the weather is very hot, so we often eat light meals with lots of vegetables and fruit. My favourite dish is kebab. It's a traditional Turkish dish, and it's traditional in lots of other countries, too. You can have doner kebabs or shish kebabs. A doner kebab is meat cooked in a large block. You cut small pieces of meat from the block and put it in a piece of flat bread called a pita. A shish kebab is pieces of meat cooked on a stick. I usually put some tomatoes, onions, cucumber and yoghurt in the pita with my meat. Kebabs are very tasty!



My name's Arisa. I'm from Thailand. At meal times, we eat soups, salads, curries and fried dishes. We usually have a dessert, too. Some Thai dishes are very spicy. We sometimes have spicy food for breakfast, too. I like curry and rice with an egg on top for breakfast!


My favourite Thai dish is mango and sticky rice. It's a very sweet dish. You cook the rice with coconut milk and brown sugar. Then you make a sauce with more coconut milk and sugar. You put the rice and some fresh mango on a plate, then you put some of the sauce on top. You can eat it hot or cold. I often make mango and sticky rice with my grandma. We eat it for dessert, or for a treat on a hot day. It's delicious!



5 Listen and read.  91 6 Answer the questions.

- 1 What does Mehmet eat with his kebab meat?
- 2 What are the ingredients in mango with sticky rice?
- 3 Have you ever cooked a dish? What was it?
- 4 What's your favourite dish? What are the ingredients?

Lesson One Words

1 Listen, point and repeat.  92



path



grass



flowers



bin



trees




playground



fountain



litter

2 Listen and read.  93



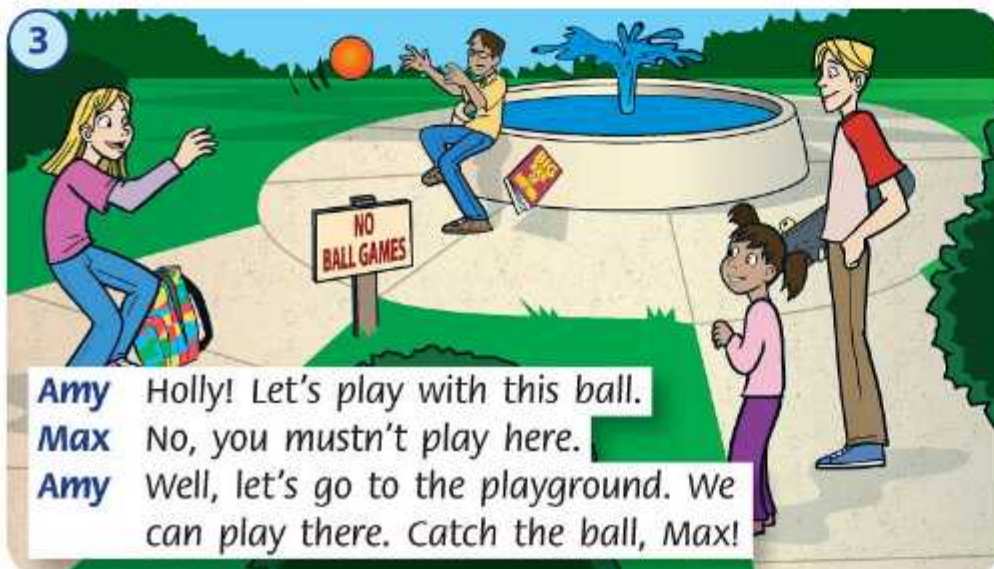
Watch the MultiROM! ▶



1
Amy This is a beautiful park.
Max Yes, it is. I love it here.
Holly Oh, look at the flowers!
Leo Holly, you mustn't pick the flowers.
Holly Oh, OK.



2
Holly Oh, look at the little trees!
Max You mustn't walk on the grass here, Holly. You must walk on the path.
Holly Oh, OK.



3
Amy Holly! Let's play with this ball.
Max No, you mustn't play here.
Amy Well, let's go to the playground. We can play there. Catch the ball, Max!



4
Holly Oh, Max! You mustn't play in the fountain!
Max Ha ha. Very funny.

- 1 Listen to the story again and repeat. Act.
- 2 Look and say.

Let's learn!

I / You / He / She / It / We / They

We **must** do our homework.

They **mustn't** talk in class.

You **must** turn off your mobile phone.

You **mustn't** walk on the grass.

mustn't = must **not**

Sometimes 'you' means everyone.

Max! You must look in front of you!



Yes, Max. You **mustn't** walk and read your book.

3 Read and match.

- 1 You **mustn't** walk your dog here.
- 2 You **must** put litter in the bin.
- 3 You **mustn't** take photos here.
- 4 You **must** be quiet.



4 Write.

must mustn't

- 1 You mustn't eat here.
- 2 You _____ wash your hands.
- 3 You _____ turn off your mobile phone here.
- 4 You _____ swim here.



1 **Speaking** Look and say.

turn off your mobile phone put litter in the bin walk on the grass
 be quiet walk your dog wash your hands take photos eat here



You must put litter in the bin.

You mustn't walk on the grass.

It's Picture 1!

It's Picture 3!

2 Write four sentences.

You must put litter in the bin. You ...

3 Listen and sing. 94

4 Sing and do.


You must come to the park

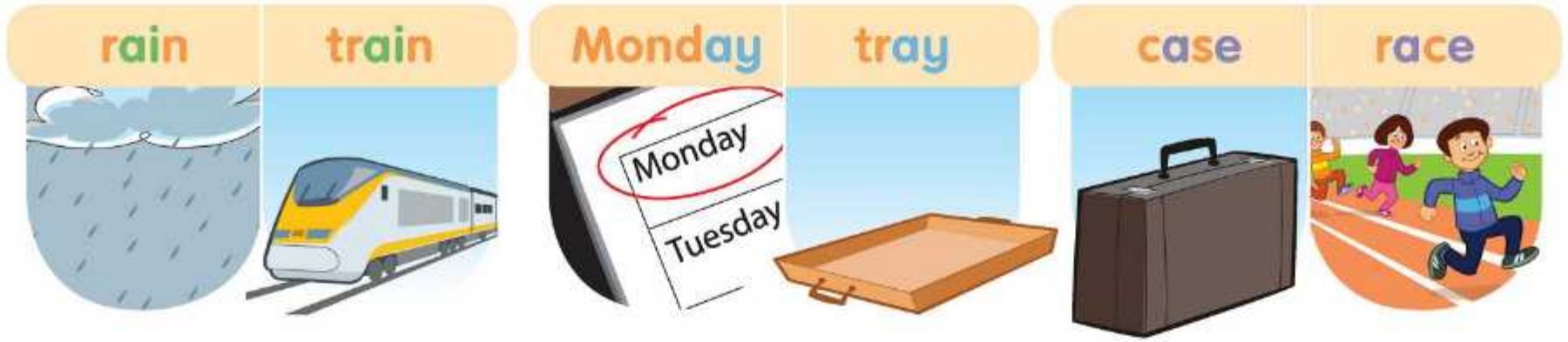
Oh, you must come to the park,
 So we can have some fun.
 You must come to the park today,
 And play games in the sun.


Oh, we must walk on the path,
 And we mustn't climb the trees.
 We must put litter in the bin,
 Let's keep the park clean, please.

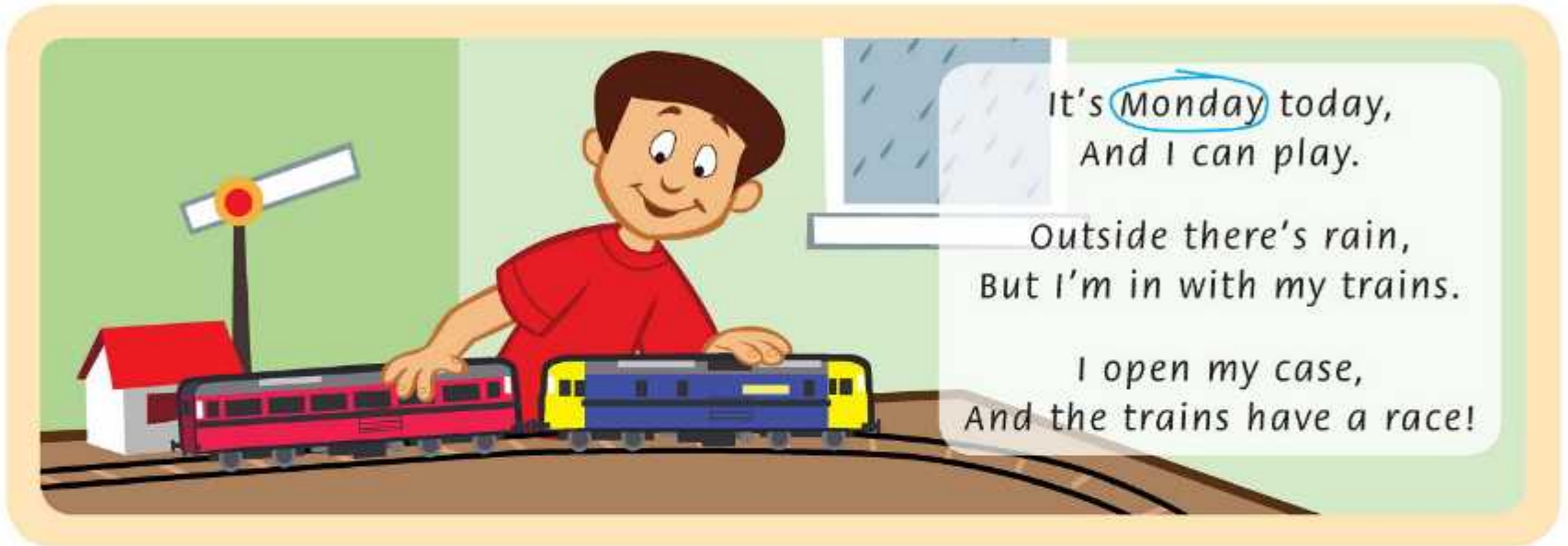
Oh, we must be very good,
 And we mustn't pick the flowers.
 But we can have a lot of fun,
 And play for hours and hours.



1 Listen, point and repeat.  95









2 Listen and chant.  96



3 Read the chant again. Circle the words with *ai*, *ay* and *a_e*.


4 Match and write.

<p>1 </p> <p>Monday</p>	<p>ai</p>	<p>2 </p> <p>_____</p>
<p>3 </p> <p>_____</p>	<p>ay</p>	<p>4 </p> <p>_____</p>
<p>5 </p> <p>_____</p>	<p>a_e</p>	<p>6 </p> <p>_____</p>

Skills Time!

Lesson Five

Reading

1 Listen, point and repeat.  97



2 Describe what's happening in the pictures below.

3 Listen and read.  98

The Gingerbread Man



One day, an old woman makes a Gingerbread Man. When it is ready, the old woman wants to eat him. But the Gingerbread Man laughs and shouts "Run, run, run if you can. You can't catch me! I'm the Gingerbread Man!" The old woman is angry. She chases him.



The Gingerbread Man meets a cat. The cat wants to eat him, but he runs away. He runs to the river. He wants to cross the river but he can't swim.



There is a fox near the river. "I can swim," says the fox. "Sit on my head." The Gingerbread Man sits on the fox's head. The fox starts to swim. "The water is deeper now," says the fox. "You must sit on my nose." The Gingerbread Man sits on the fox's nose. And the fox opens its mouth and eats him!

4 Read again and write *T* (true) or *F* (false).

- 1 The old woman makes a Gingerbread Man.
- 2 The old woman runs away.
- 3 The Gingerbread Man meets a monkey.
- 4 The cat wants to eat the Gingerbread Man.
- 5 The Gingerbread Man can swim.
- 6 The fox eats the Gingerbread Man.

 T

Listening

1 Listen and write the numbers.  99



Speaking



2 Look at the pictures. Play the game.

eat be quiet turn off your mobile phone
run put the books on the shelf

You mustn't eat in the library.

It's Picture A!

Writing preparation

We use **and** / **or** to link two ideas in a sentence.

We use **and** in positive sentences and **or** in negative sentences.

Lisa **likes** apples **and** bananas.

Tim **doesn't** play football **or** basketball.


3 Write **and** or **or**.

- 1 The Gingerbread Man doesn't like the woman or the cat.
- 2 I don't walk _____ ride my bike to school.
- 3 He reads comics _____ books.
- 4 I've got an English lesson _____ a maths lesson on Monday.

Complete the writing task on page 79 of the Workbook.



Lesson One Words

1 Listen, point and repeat.  100

ferry



bus



helicopter



motorbike



plane




taxi



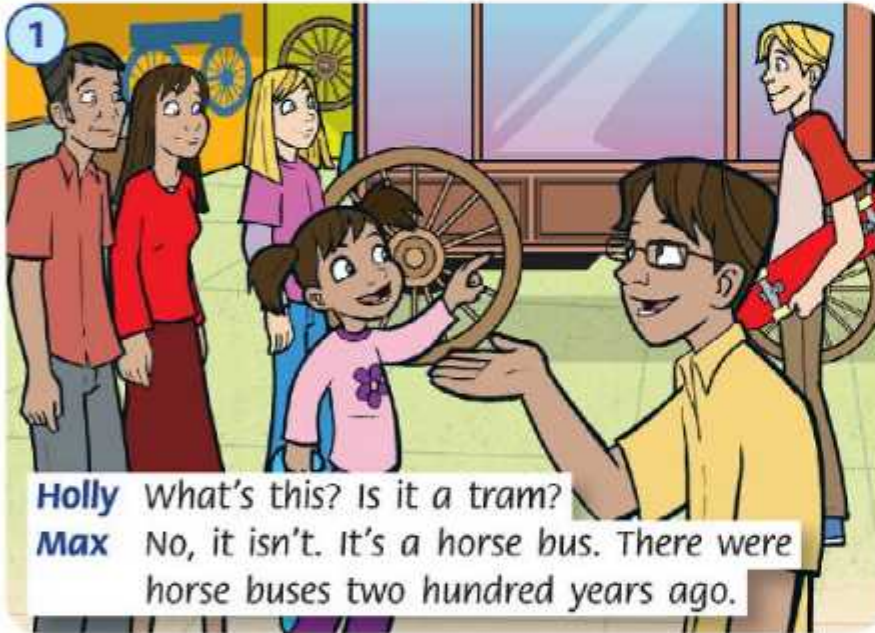
train




tram

2 Listen and read.  101

Watch the MultiROM! ▶



Lesson One Words

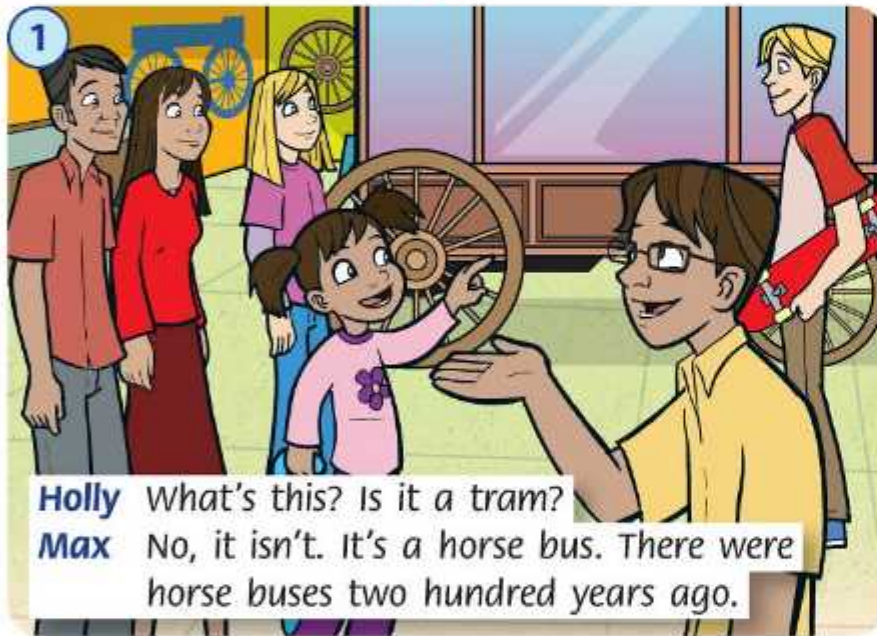
1 Listen, point and repeat.  100



2 Listen and read.  101



Watch the MultiROM! ▶



- 1 Listen to the story again and repeat. Act.
- 2 Look and say.

Let's learn!

There **was** a park in our town fifty years ago.
There **wasn't** a shopping mall in our town fifty years ago.

There **were** some funny trains one hundred years ago.
There **weren't** any planes two hundred years ago.

We use these time words when we talk about the past:

yesterday, last week / year / Monday, (fifty years) ago, then

We use **lots of** or **some** with 'There were'.
We use **any** with 'There weren't'.

In Australia, there were lots of kangaroos.



Wow! Australia is beautiful.

Yes, but we like living here with you!

3 Read and circle.

- 1 There was / were a park in our town one hundred years ago.
- 2 There was / were trains one hundred years ago.
- 3 There was / were motorbikes ninety years ago.
- 4 There was / were planes fifty years ago.
- 5 There was / were a hotel in the town ten years ago.
- 6 There was / were lots of buses twenty years ago.

4 Write.

was were wasn't weren't




- 1 There wasn't a singer at the party last Saturday.
- 2 There _____ eight children at the party.
- 3 There _____ any flowers in the room.
- 4 There _____ a CD player in the room.
- 5 There _____ lots of sandwiches at the party.
- 6 There _____ a TV in the room.

1 **Speaking** Look and say.

buses motorbikes cars trains planes

LONDON



A

Two hundred years ago



B

Fifty years ago

There weren't any motorbikes.

It's Picture A!

2 Write four sentences.

Two hundred years ago: There weren't any motorbikes. There ...

3 Listen and sing. 102

4 Sing and do.




Our town has a history

Our town has a history,
It's very old, you know!
Here's a picture of our town
Two hundred years ago.


There weren't any buses then,
And there weren't any trains.
There weren't any motorbikes,
And there weren't any planes.

There were shops and markets then,
And there were hotels, too.
There were parks and theatres,
There was a lot to do!



1 Listen, point and repeat.  103

ice cream	dream	queen	green	jelly	happy
					

2 Listen and chant.  104



In my dream,
I am a queen, queen, queen.
I eat green jelly,
With ice cream, cream, cream.
I'm very happy,
In my dream, dream, dream.

3 Read the chant again. Circle the words with ea, ee and y.

4 Write the words in the correct box.

tree teacher family funny week sheep eat please lolly

ea

ee


tree

y

Skills Time!

Lesson Five

Reading

1 Listen, point and repeat.  105



along



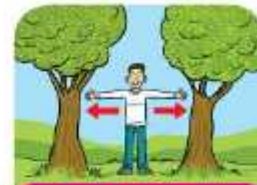
through



in the middle of



at the top of



between



inside

2 Look at the text. What do people call Petra today?

3 Listen and read.  106

Petra


The Hidden City

Petra in Jordan is an old, hidden city in the middle of a rocky desert. To find the hidden city, visitors walk along a path between high rock walls in the mountains. At the end of the path, there is a wonderful view.

A group of people called the Nabateans built Petra about 2,500 years ago. For about 500 years, Petra was a capital city and there were a lot of people. The buildings were inside the rocks. They were like big, beautiful caves.

Years later, the Nabateans left Petra. For hundreds of years, the city was empty. But in 1812, a Swiss explorer called Johann Ludwig Burckhardt was the first European visitor to the city.

In 1989, Petra was in the film *Indiana Jones and the Last Crusade*. After that, the city was famous all over the world.



Today, some people call Petra the Rose-Red City. As you walk through the city, you can still see the beautiful buildings. Petra is one of the seven wonders of the world. Lots of people visit the city every year.

4 Read again and write.

buildings visitors city view desert capital

1 Petra is a city in Jordan.

2 Petra was a _____ city for many years.


3 The _____ were inside the rocks.

4 Petra is in the middle of a _____.

5 The _____ from the path is amazing.

6 There are a lot of _____ every year.

Listening

- 1 Listen and circle the correct words to complete the notes.  107

Petra was a very ¹**big** / **small** city 2,000 years ago.

Petra had a royal family. There was a king and a ²**princess** / **queen**.

There wasn't a ³**river** / **desert** at Petra.

There were lots of ⁴**schools** / **shops** along a big street.

There wasn't a hotel, but there was a ⁵**theatre** / **hospital**.



Speaking



Watch the DVD!

- 2 Look at the sentences. Ask and answer.

Was there a queen in Petra 2,000 years ago?

Yes, there was.

Writing preparation

We use **paragraphs** to make a text easier to read. We start a new paragraph for each separate topic in a text.

**Paragraph 1 = Nabatean homes**

The Nabateans often lived in tents, but they were very good at building. There were some Nabatean houses at Petra. The houses were very strong, with stone walls and stone roofs. Some of the Nabatean houses were inside the rocks, like caves.

Paragraph 2 = The Nabatean language


The Nabatean language was a very early language. There was a Nabatean alphabet and there is Nabatean writing in the cities of Petra, Bussra and Hegra. Nabatean writing was very beautiful.

Complete the writing task on page 85 of the Workbook.



- 3 Look at the text on page 90. How many paragraphs can you find?

Lesson One Words

1 Listen, point and repeat.  108



2 Listen and read.  109



Watch the MultiROM! ▶

1

Holly Look, Amy! We've got some old photos!
Max This is Dad when he was young.
Dad I'm still young!
Amy Wow! He was handsome then!
Dad I'm still handsome!

2

Holly Look! This is Grandma when she was young.
Amy Wow! Grandma was pretty!
Grandpa I think Grandma is still pretty!

3

Max Look at this photo of Grandpa!
Leo Wow! He had black hair when he was young.
Grandpa Yes, I've got white hair now.

4

Holly And this photo is of Max when he was a baby!
Amy Look! He had a book then, too!
Leo He isn't different at all!

- 1 Listen to the story again and repeat. Act.
- 2 Look and say.

Let's learn!

I / He / She / It

He **was** handsome then.
I **wasn't** tall when I was five.

You / We / They

We **were** happy on holiday.
You **weren't** shy when you were six.

I / You / He / She / It / We / They

He **had** black hair when he was young.
You **didn't have** a book when you were a baby.

This is a photo of you when you were a baby.



3 Read and circle.

- 1 They **were** / **weren't** at the park on Sunday.
- 2 It **was** / **wasn't** sunny.
- 3 The sea **was** / **wasn't** hot.
- 4 The children **were** / **weren't** hungry.
- 5 The baby **was** / **wasn't** happy.
- 6 The sandwiches **were** / **weren't** small.



4 Write.

had **didn't have**



They had pizza for lunch last Friday.



The boys _____ a party last weekend.



He _____ a guitar lesson yesterday.



The girls _____ a picnic last Saturday.

1 **Speaking** Look and say.

long hair short hair short tall shy friendly



2 years old

She had long hair.



8 years old

She was eight years old.

2 Write about Helen.

When she was two years old, Helen had short hair. She was short. She was ...

3 Listen and sing. 110

4 Sing and do.




When my grandpa was a boy

When my grandpa was a boy,
He was a lot like me.
He had a house and garden,
And a happy family.

Grandpa was a happy boy,
And he had lots of friends.
They had lessons every day,
And they had fun at weekends.

When my grandpa was a boy,
He had fun every day.
He had lots of books to read,
And lots of games to play.



1 Listen, point and repeat.  111



2 Listen and chant.  112



3 Read the chant again. Circle the words with *igh*, *y* and *i_e*.

4 Match and write.

1  shine _____

3  _____

5  _____

2  _____

4  _____

6  _____

igh


y

i_e

Skills Time!

Lesson Five

Reading


1 Listen, point and repeat.  113




2 Describe what you can see in the pictures below.


3 Listen and read.  114

My Grandma



When my grandma was a girl,
Her eyes were bright and blue.
She had lovely, long, black hair,
Her face was pretty, too.
In this photo I can see,
What grandma was like then.
Grandma was a lot like me,
When she was only ten.






Grandma had her wedding day,
When she was twenty-two.
She was a very pretty bride,
The groom was handsome, too.
That young groom's my grandpa now,
And I am very glad.
Next they had a baby boy,
That baby was my dad.

Now my grandma's seventy,
Her hair is short and grey.
She's very cheerful all the time,
She's happy every day.
She's always nice and generous,
I think that you can see,
I love my grandma very much,
And I know that she loves me.

4 Read again and write *T* (true) or *F* (false).

- | | |
|------------------------------------------------------------|---------------------------------------------------------|
| 1 Grandma had short hair when she was a girl. <u> F </u> | 2 Grandma was pretty when she was a girl. <u> </u> |
| 3 Grandma is sixty now. <u> </u> | 4 Grandma is sometimes miserable. <u> </u> |
| 5 Grandma is never generous. <u> </u> | 6 Grandma has grey hair now. <u> </u> |

Listening

1 Listen and tick (✓).  115

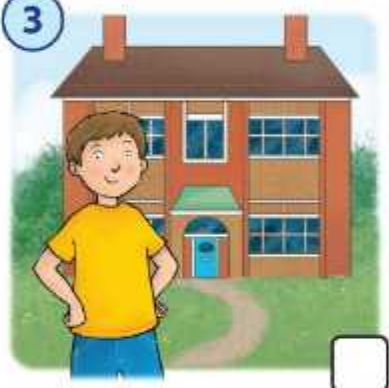
1



2



3



4



Speaking



2 Look at the pictures. Play the game.

blond hair / brown hair a red bike / a blue bike
a big house / a small house cheerful / miserable

He had blond hair when he was a boy.

False! He didn't have blond hair.
He had brown hair.

Writing preparation

We use **and** to link two positive ideas.
We use **but** to link a positive and a negative idea.
We use a comma (,) before **but**.
Helen is happy **and** cheerful.
Tom is handsome, **but** he is miserable.


3 Write **and** or **but**.

- 1 My grandma is old, but she is very pretty.
- 2 Susan is pretty, _____ she is mean.
- 3 Jack is miserable, _____ he is handsome.
- 4 You are kind _____ generous.

Complete the writing task on page 91 of the Workbook.



Everyday English

1 Listen, read and say.  116



Anna: Look, that's Sara. Do you know her?
 Tom: No. I know that she lives in my street.
 Anna: She's in my class at school.



Tom: What's Sara like? She looks friendly.
 Anna: I think she is friendly. She always smiles and says hello.

2 **Listening** Listen and write T (true) or F (false).  117

- 1 Ben looks cheerful. F
- 2 Lucy is usually relaxed.
- 3 Jenny is always generous.
- 4 Anna knows Tim.

3 **Speaking** Talk with your friend.

friendly kind generous mean clever
 relaxed cheerful miserable interesting shy



Do you know Maria?

Yes, I do. She's in my class.

What's she like? She looks shy.

Yes, I think she is shy.

Is she clever, too?

Yes, she is. She's very clever.



1 Look at the story again. Act. 

2 Make a party scene.

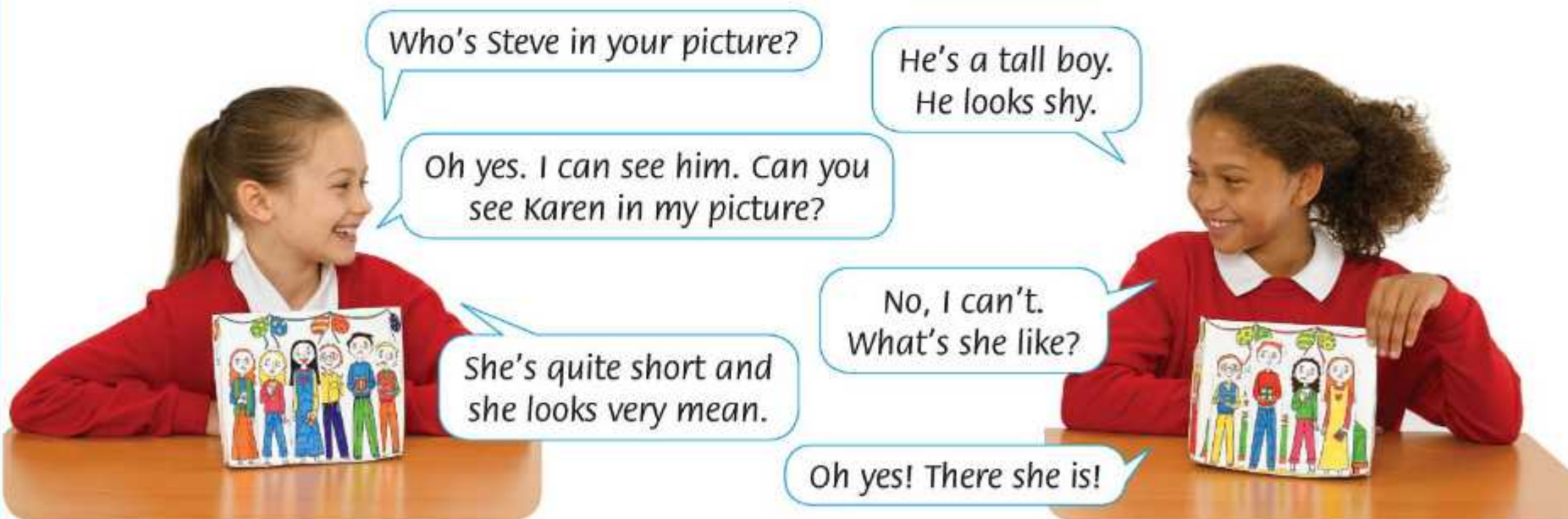


1 Colour the party scene. Cut out the party scene and fold along the line to make the floor and the walls. Stick the tabs to the floor.



2 Choose names and faces for the people. Don't tell your partner the names! Colour and cut out the people, then stick them in the party scene.

3 **Speaking** Ask and answer with your friend.



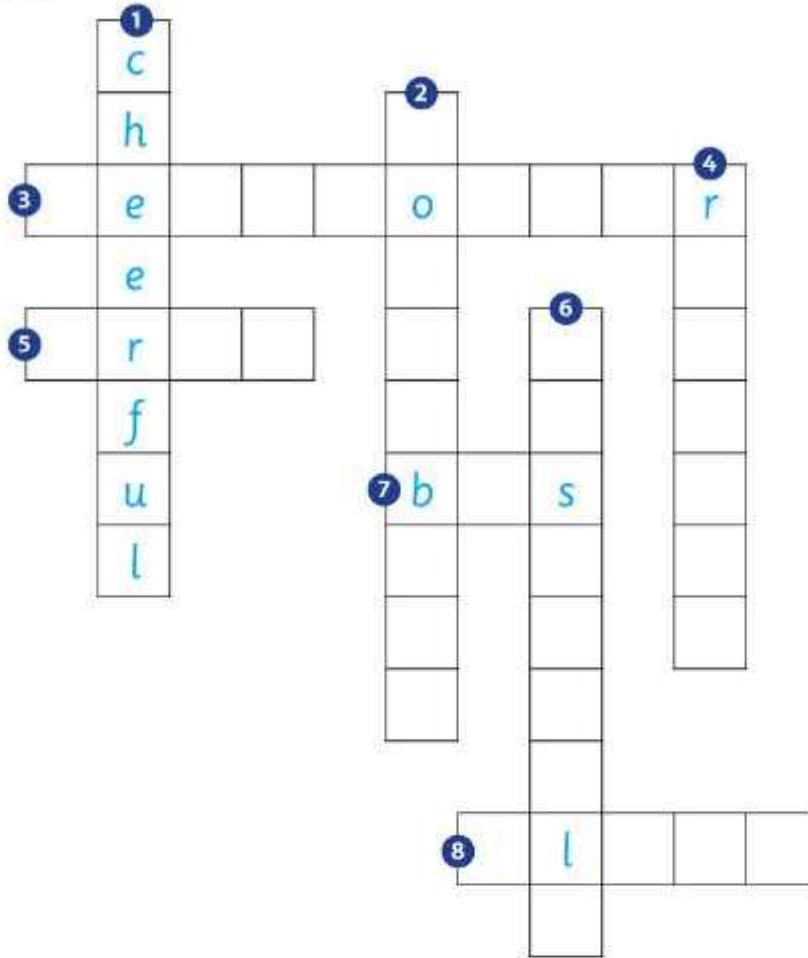
4 **Speaking** Tell the class about your party scene. Say:

- 1 What's Bill like?
- 2 What's Jenny like?
- 3 Who's the most cheerful person?
- 4 Who looks friendly?

There are lots of people at my party. Bill is tall and he looks clever. Jenny is short and she looks ...

1 Complete the crossword.

Down



Across



2 Write the correct words.

litter bin path grass fountain trees

This is a nice park. There are two ¹ trees in the park and there are lots of flowers. A woman is standing near a ² _____. A boy is walking on the ³ _____ and a girl is walking on the ⁴ _____. A man is cleaning the park. He is taking all the ⁵ _____ and he is putting it in the ⁶ _____. The park is very clean now.



3 Write the correct words.

looks think like that know What's

Do you ¹ know Sheila?

³ _____ she like? She looks clever.

Look! There's Henry.

He ⁶ _____ friendly and kind.

No, but I know ² _____ she's in my class.

Yes, I ⁴ _____ she is very clever.

Who is Henry? What's he ⁵ _____ ?

Ah! Yes, I can see him now.

4 Write. **was were wasn't weren't**

This is a photo of our street fifty years ago. There ¹ were houses in the street then. There ² any trams. There ³ cars and motorbikes. There ⁴ a shopping mall, but there ⁵ two shops. There ⁶ a cinema, too.



5 Write. **had didn't have**



- 1 Lisa had short hair when she was a baby.
- 2 She _____ long hair.
- 3 She _____ a toy car.
- 4 She _____ a mobile phone.
- 5 She _____ a book.
- 6 She _____ a bike.

6 Read and complete the words. **ai ay a_e**



1 All the drinks are on the tray a y.



2 There is a lot of r _____ n today. We can't go outside.



3 I can run fast. I was the winner in the r _____ c _____.



4 My pens and pencils are in my pencil c _____ s _____.



5 I play with my tr _____ n.



6 Every Saturd _____, I visit my grandma.



1 Look at the pictures. What are the men doing?



Around the World in Eighty Days

Phileas Fogg and his assistant, Passepartout, arrived at the station in Bombay just in time to catch the train to Calcutta. The train was quite busy. Fogg and Passepartout sat in a carriage with another man. The man's name was Sir Francis Cromarty. He was English, but he lived in India. He told Fogg many things about the customs, history and people of India as they travelled. Fogg told Sir Francis about his plan to travel around the world in eighty days. "What a strange way to travel," thought Sir Francis. "How can you learn about the world when you race around it in eighty days?"

After an hour, the train was outside the city and the men saw fields, villages, farms, forests, mountains and jungles from the train window. Passepartout felt nervous. He wanted Fogg to complete his journey in eighty days, but there was still a long way to go. Passepartout worried every time the train stopped, or moved slowly. But Fogg was very calm. He didn't worry at all.


At eight o'clock the next morning, the train stopped in a small village. The conductor walked along the train and called to the passengers. "No more railway! This is the end of the journey!"

"Where are we?" asked Sir Francis. "Kholby," answered the conductor. "We stop here." "But we have tickets to Calcutta," said Sir Francis. "The railway isn't finished," said the conductor. "It doesn't go all the way to Calcutta yet."

"Our boat leaves Calcutta in three days," said Fogg. "We must find a way to get there."

Fogg, Sir Francis and Passepartout went to look for some transport. Fogg and Sir Francis were not lucky, but Passepartout found something.

"Look, Mr Fogg!" he said. "It's an elephant! We can ride to Calcutta on an elephant!"



2 Listen and read. 118

3 Tick (✓) or cross (X).

1 Sir Francis was Indian.

2 Passepartout was nervous on the train.

3 The railway wasn't finished.

4 Fogg found the elephant.

4 Look at the pictures. What forms of transport can you see?

School Transport

✉
💬
🎮

Children around the world use lots of different forms of transport to go to school: bus, train, and even helicopter! How do you go to school?

My name is Diego. I'm eight years old. I live in a small village in Peru. My village is in the Amazon rainforest. There aren't many roads in the rainforest, so there aren't many cars or buses. Everyone travels by canoe. I go to school by canoe. Every day a big canoe collects all the children from the villages along the river and takes them to school. There are usually about forty children in the canoe when it reaches the school. Every morning, I wait near the river for the canoe with my little brother and sister. When the canoe arrives at my village, I help my brother and sister to get into the canoe. It takes about half an hour to get to school. I do my homework on the way to school and I talk to my friends on the way home!







I'm Haruka and I'm nine. I'm from Tokyo in Japan. Tokyo is a huge city. My school is a long way from my house, so I travel to school by train every day. Trains are very popular in Japan. Millions of people use trains to get to work and school. The trains in Japan are clean and fast, but they are usually very crowded. I leave home at half past seven every day. I walk to the train station with my brother. We take two trains to Tama Station. The journey takes about one hour. It's a long time, but some of my friends travel for two hours to get to school! I like my journey to school because I can talk to my brother on the way.



5 Listen and read. 119

6 Write *T* (true) or *F* (false).

- 1 Diego goes to school by car. _____
- 2 There aren't many buses in the Amazon rainforest. _____
- 3 Haruka lives in the rainforest. _____
- 4 Haruka travels for two hours to get to school. _____


7 Ask and answer.

- 1 How do you go to school?
- 2 What's your favourite way to travel?

13

The Ancient Egyptians

Lesson One Words

1 Listen, point and repeat.  120



start



finish



love



hate



want



use



laugh




live

2 Listen and read.  121



Watch the MultiROM! 

1



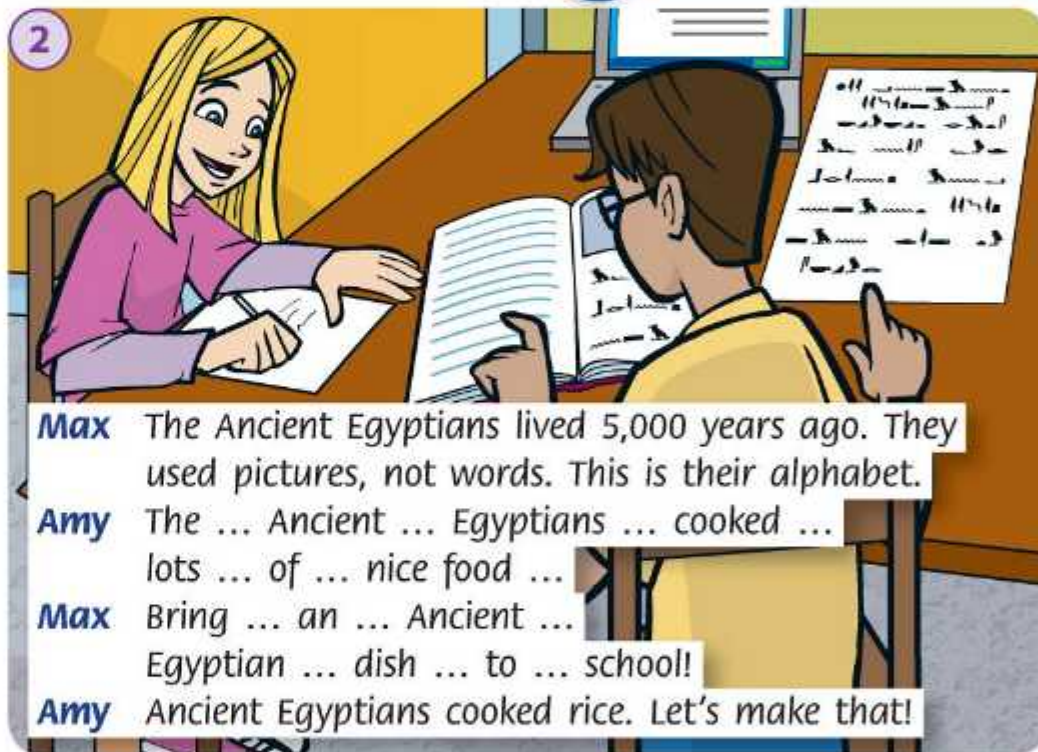
Amy Look, Leo! It's some Ancient Egyptian writing.

Max It's our homework. It's a secret message from our teacher.

Amy But we can't read it.

Max We can look in my book!

2



Max The Ancient Egyptians lived 5,000 years ago. They used pictures, not words. This is their alphabet.

Amy The ... Ancient ... Egyptians ... cooked ... lots ... of ... nice food ...

Max Bring ... an ... Ancient ... Egyptian ... dish ... to ... school!

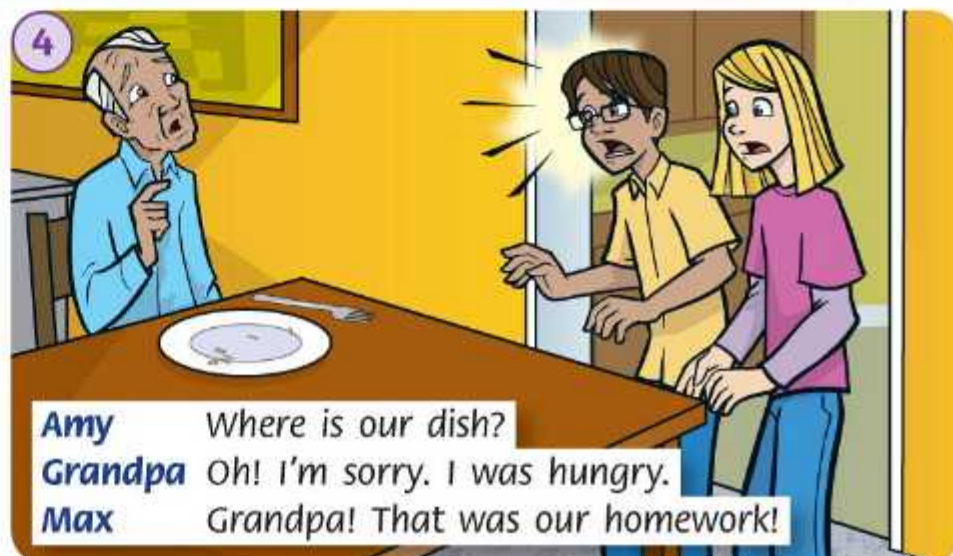
Amy Ancient Egyptians cooked rice. Let's make that!

3



Amy It's ready! Let's play!

4



Amy Where is our dish?

Grandpa Oh! I'm sorry. I was hungry.

Max Grandpa! That was our homework!

- 1 Listen to the story again and repeat. Act.
- 2 Look and say.

Let's learn!

I / You / He / She / It / We / They

They **lived** 5,000 years ago.
They **didn't live** in flats.

didn't = did not



- 3 Read and circle.



Ellie **finished** / **didn't finish** her homework last night.



Dad **started** / **didn't start** reading a book yesterday.



The children **loved** / **didn't love** the cake at the party.



He **hated** / **didn't hate** the dinner.


- 4 Write.

A very, very long time ago, people ¹ didn't live (not live) in houses. They ² _____ (not cook) in kitchens. They ³ _____ (cook) on fires. They ⁴ _____ (not watch) TV and they ⁵ _____ (not listen) to music. Men and women ⁶ _____ (work) and children ⁷ _____ (play) games.



1 **Speaking** Look and say. Tick (✓) or cross (X).

watch TV cook play the guitar
listen to music play football

					
You	✓				
Your friend					

I listened to music yesterday.
I didn't watch TV yesterday. I ...

2 Write four sentences about you.

I watched TV yesterday. I didn't play football yesterday. I ...

3 Listen and sing.  122

4 Sing and do.




My birthday!

It was my birthday yesterday!
I didn't shop or cook,
I opened lots of birthday cards
And started a good book.


It was my birthday yesterday!
My day was really great!
Lots of friends came round for tea,
We finished all the cake!

It was my birthday yesterday!
Hooray! Hooray! Hooray!
I had a party with my friends,
We sang and danced and played!



1 Listen, point and repeat.  123



2 Listen and chant.  124



3 Read the chant again. Circle the words with *ow*, *oa* and *o_e*.

4 Circle the odd one out.

1 snow soap show slow

2 home bone snow stone

3 soap rope coat boat

4 boat coat goat bone

5 Write the words in the correct box.

show home boat slow coat those goat bone snow

ow

show


oa

o_e

Skills Time!

Lesson Five

Reading

1 Listen, point and repeat.  125



2 Look at the text below. Who wanted to make paper?

3 Listen and read.  126

Papyrus

Five thousand years ago, there was no paper. People used clay tablets to write on. They used a reed to write on the wet clay. Then they waited for the clay to dry. The tablets were very heavy. They were easy to break. People used each tablet only one time.

The Ancient Egyptians wanted to make paper to write on. Three thousand years ago, there were lots of papyrus plants in Egypt. The Ancient Egyptians used papyrus to make a kind of paper. It was difficult to make, but it was soft and light and easy to write on.



People in other countries started to use papyrus, too. But papyrus was very expensive. Only rich people used it. Sometimes people used the papyrus, then washed it and used it again.

Do you know?


The word 'paper' comes from the word 'papyrus'.

4 Read again and write.

heavy light expensive soft easy difficult

- 1 Clay tablets were heavy.
- 2 Clay tablets were _____ to break.
- 3 Papyrus was very _____ to make.
- 4 Papyrus wasn't heavy. It was _____.
- 5 Papyrus was _____. It was easy to write on.
- 6 Only rich people used papyrus. It was _____.

Listening

1 Listen and write the numbers.  127



Speaking



2 Look at the pictures. Play the game.

have difficult homework have a maths lesson play basketball
 have an English lesson work for three hours not know the answers
 start to rain not have his homework

The boy played basketball. *It's Picture A!*

Remember!
 In each **paragraph**, there is one **topic**.

Writing preparation


3 Match the topics to the paragraphs.

- 1 Houses
 - 2 Children
 - 3 ~~Jobs~~
 - 4 Food
- a Jobs The Ancient Egyptians lived in Egypt thousands of years ago. They had lots of different jobs. A lot of Ancient Egyptians were farmers, but there were teachers, artists and writers, too.
 - b _____ They lived in small houses. The houses had kitchens, living rooms and bedrooms.
 - c _____ The children worked with their parents and helped at home. Children in Ancient Egypt had toys and they played lots of games.
 - d _____ The Ancient Egyptians cooked lots of good food. They cooked rice, bread, meat and fish.

Complete the writing task on page 101 of the Workbook.



Lesson One Words

1 Listen, point and repeat.  128



paint



paintbrush



calculator



lunch box



dictionary




PE kit



backpack




apron


2 Listen and read.  129




Watch the MultiROM! ▶

1  **Mum** Did you have a good day?
Amy No! First we had PE, but I didn't have my PE kit.

2  **Amy** Next, we had maths, but I didn't have my calculator.

3  **Amy** Then we had lunch, but I didn't have my lunch box.
Mum What did you eat?
Max Amy had some of my lunch.

4  **Max** Then we had art and Amy dropped her paint.
Amy The paint went onto my clothes!
Mum But you have an apron for art!
Amy My apron, my calculator and my PE kit were in my backpack and my backpack was at home.
Leo Amy didn't have her backpack! I don't believe it!

- 1 Listen to the story again and repeat. Act.
- 2 Look and say.

Let's learn!

I / You / He / She / It / We / They

Did you **have** a good day?
Yes, I **did**. No, I **didn't**.

What did you watch last night? A film.
Where did you watch the film? At home.
When did the film finish? At nine o'clock.



3 Read and circle.

- 1 **What** / **Where** did Jenny paint? A picture of her house.
- 2 **Where** / **When** did you visit your cousins? Last week.
- 3 **Where** / **What** did the boys have a picnic? In the park.
- 4 **What** / **When** did you have for dinner last night? Pizza.
- 5 **What** / **Where** did the girls play tennis? At the sports centre.
- 6 **Where** / **When** did the children have breakfast today? At seven o'clock.

4 Write.



Did he walk to school yesterday?

No, he didn't.



Did they have lunch at school today?



Did she use a calculator?



Did he have his PE kit today?

1 **Speaking** Ask and answer.

a calculator a dictionary a PE kit a computer an apron

MONDAY



Katie



Billy



computer



English



art



maths



PE



PE



English



art



maths



computer



When did Katie have an English lesson?

At one o'clock.

What did Katie use in her English lesson?

Her dictionary.

2 Write two questions and answers.

What did Katie use in her English lesson? A dictionary.

3 Listen and sing. 130


4 Sing and do.

Did you have a good day?

Did you have a good day at school today?
Did you paint a picture at school today?
Did you play a new game at school today?
Did you have lots of fun?

Did you like your lessons at school today?
Did you help your teacher at school today?
Did you have a good day at school today?
Did you have lots of fun?



1 Listen, point and repeat.  131












2 Listen and chant.  132




3 Read the chant again. Circle the words with oo, ue and u_e.

4 Match and write.

 1 glue _____	 oo	 2 _____
 3 _____	 ue	 4 _____
 5 _____	 u_e	 6 _____

Reading

1 Listen, point and repeat.  133



tent



sleeping bag



frying pan



matches



rope



torch

2 Describe what you can see in the pictures below.

3 Listen and read.  134

School Camping Trip

Last month, twenty students from Year 8 were on the school camping trip. TOM WALTERS tells us all about it.

Where did you stay?

We stayed in tents near a river. It was fun!

Did you have lessons?

No, we didn't, but we fished every day and we learned how to make a bridge over the river, too. We used rope and wood.

Was it cold at night?

No, it wasn't. We had warm sleeping bags. It was very dark, but we had torches. One night, there was a noise outside. We were scared, but when we looked outside, there was only a cat.

What did you eat?

We cooked food in frying pans on a fire. Sometimes we cooked the fish from the river! One day, it rained and our matches were wet. So we started a fire with two sticks!



4 Read again and answer the questions.

1 Did the children stay in tents? Yes.

3 Did the children stay near a beach? _____


5 Did the children have lessons? _____

2 Did the children use rope to make a bridge? _____

4 Did the children cook in a kitchen? _____

6 Did it rain? _____

Listening

1 Listen and write the numbers.  135



Speaking



2 Look at the pictures. Ask and answer.

have lessons visit his grandma and grandpa
 stay in a tent cook on a fire
 play volleyball listen to CDs

Did the boy visit his grandma and grandpa last week?

No, he didn't.

Writing preparation

Remember!

We use **time words** in stories or articles to show the order of events.

- 1 First 2 Then
- 3 Next 4 Finally

3 Number the sentences in the correct order.


Last Tuesday, I was on a school trip. We visited the zoo.

- A Next, we had lunch in a café at the zoo.
- B Finally, we painted pictures of our favourite animals.
- C 1 First, we watched the monkeys and the elephants.
- D Then, we looked at the penguins and the kangaroos.

Complete the writing task on page 107 of the Workbook.



Lesson One Words

1 Listen, point and repeat.  136

suitcase



sun cream



towel



soap



shampoo




hairbrush



toothbrush



toothpaste

2 Listen and read.  137Watch the MultiROM! 

1 

Amy I can't wait to start our holiday!

Dad Come on, Amy. Put your suitcase in the car.

Amy I'm not going to take a suitcase. I've got all my things in my backpack.

Mum Oh, Amy!

2 

Dad Leo, your suitcase is very big. What have you got in it?

Leo My skateboard. I'm going to skateboard every day!

Mum Oh, Leo!

3 

Max Can you help me with my suitcase, please?

Amy Oh! It's very heavy!

Max I know. Be careful!

4 

Amy Look at all these books!

Max I'm going to read them on our holiday.

Mum Oh, Max. You haven't got any clothes in your suitcase. What are you going to wear?

- 1 Listen to the story again and repeat. Act.
- 2 Look and say.

Let's learn!

I	
I'm going to skateboard every day.	Are you going to swim in the sea? Yes, I am. No, I'm not.
He / She / It	
He's going to play basketball tomorrow.	Is she going to visit her cousins tomorrow? Yes, she is. No, she isn't.
We / You / They	
We're going to have a great holiday.	Are they going to swim in the sea? Yes, they are. No, they aren't.

I'm going to read my book.



Our holiday is going to be great! I'm going to swim in the sea.

We use these time words with *going to*:
tomorrow, soon, later, next week / month / year

3 Read and circle.

- 1 We **is** / **are** going to go on holiday next week.
- 2 I **'m** / **'re** going to take my hairbrush on holiday.
- 3 Mum and Dad **am** / **are** going to buy soap and toothpaste tomorrow.
- 4 Jack **is** / **are** going to put sun cream on when he goes to the beach.

4 Write.

'm 's 're



She's going to make a cake.



They are going to watch a DVD.




I am going to wash the car.



It is going to rain.

1 **Speaking** Ask and answer.

a camera some sun cream a towel a hat some soap some shampoo
 a hairbrush a swimsuit a toothbrush some toothpaste



Is Emma going to take a camera?

Yes, she is. Is Tom going to take some sun cream?

No, he isn't. Is Katie going to take a hairbrush?

Yes, she is. Is ...?

2 Write about a boy or a girl.

Alex is going to take a towel on holiday. He's ...

3 Listen and sing. 138

4 Sing and do.


I'm going to pack my suitcase

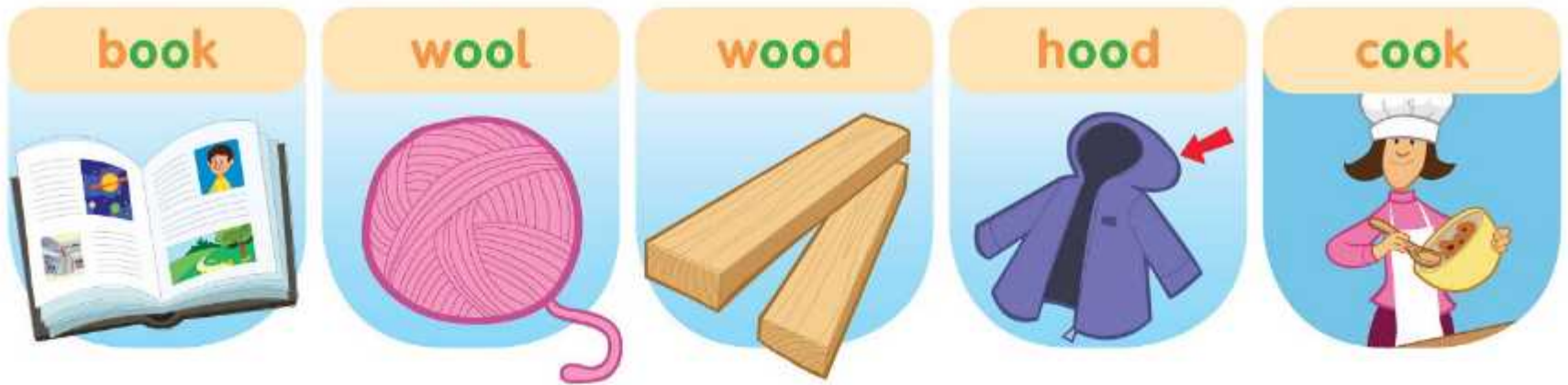
I'm going to pack my suitcase,
 I'm going to go away.
 I'm going to have a great time,
 I'm going on holiday!


I'm going to take some sun cream,
 And also some shampoo.
 I'm going to take my toothbrush,
 And some toothpaste, too.

I'm going to take some photos,
 I'm going to see the sea.
 I'm going to swim and windsurf,
 I'm going to waterski!




1 Listen, point and repeat.  139



2 Listen and chant.  140



3 Read the chant again. Circle the words with oo.

4 Complete the words. Listen and check.  141



5 Write a word that rhymes.




book _____



wood _____

Lesson Five

Reading

1 Listen, point and repeat.  142

tomorrow

later


tonight

this afternoon

soon

next week

2 Look at the text. Where is William on holiday?

3 Listen and read.  143

Hi Dan,

How are you? I'm having a fantastic time in Barcelona! The weather here is great! It's very hot and sunny.

We went to the amusement park yesterday. I went on all the rides! It was brilliant!

This afternoon, we're going to visit the aquarium. There are lots of amazing sea creatures there. I can't wait to see the sharks! My sister is scared of sharks. She wants to see the penguins. Later, we're going to visit Barcelona Zoo and we're going to watch a dolphin show. I love dolphins!

We're going to have dinner in a restaurant tonight. I want to try seafood!

We're going to visit Montjuic Castle tomorrow. Then we're going to the beach. My sister wants to windsurf and I want to swim in the sea.

We're going to fly home next week. I'm going to have lots more cool photos to show you!

See you soon.

Best wishes,
William



Tibidabo Amusement Park



Barcelona Aquarium

4 Read again and write *T* (true) or *F* (false).

1 William is in London.

F

3 William wants to swim in the sea tomorrow.


5 William's sister wants to see the sharks.

2 William is going to visit the amusement park this afternoon.

4 William is going to watch dolphins this afternoon.

6 William's family are going to fly home next week.

Listening

1 Listen and circle.  144



Harry's holiday

Monday	Tuesday	Wednesday	Thursday	Friday
visit the zoo	help my dad	watch TV	watch TV	ride my bike
play football	ride my bike	help my dad	visit the zoo	play football

Speaking



2 Ask and answer about you.

- | | | | |
|--------------|------------------|-----------------|---------------------|
| ride my bike | watch television | visit family | do my homework |
| help my mum | play football | listen to music | play with my friend |
| read a book | go to the park | write an email | have a music lesson |

What are you going to do on Monday?

I'm going to watch television.

What are you going to do on Tuesday?

I'm going to do my homework.

Writing preparation

We use these phrases to **start** and **end** an email or letter.

Start

- Dear ...
- Hi ...
- How are you?
- Thanks for your email.

End

- Write soon.
- See you soon.
- Bye for now.
- Take care.
- Best wishes,

Check that your email or letter has clear paragraphs and correct punctuation before you send it.

3 Write **S** for comments at the Start or **E** for comments at the End.

- 1 Write soon. E
- 2 Dear Amy,
- 3 Thanks for your email.
- 4 How are you?
- 5 Hi Ben,
- 6 Take care.

Complete the writing task on page 113 of the Workbook.



Fluency Time! 5

Everyday English

1 Listen, read and say. 145



Tom: Where did you go on holiday?
 Anna: I went to New York with my parents.
 Tom: Wow! Lucky you! What was it like?
 Anna: It was brilliant! I had a great time.



Tom: What was the best part?
 Anna: We went sightseeing and shopping. We bought lots of souvenirs. Here!
 Tom: Cool! Thanks, Anna!

2 Listening Listen and circle. 146

- Tom went to **the city** / **the mountains** / **the beach** on holiday.
- He went with **his cousins** / **his grandparents** / **his parents**.
- It was a **tiring** / **exciting** / **relaxing** holiday.
- The best part was **fishing** / **buying souvenirs** / **snorkelling**.

3 Speaking Talk with your friend.

beach

brilliant

go hiking / swimming / sightseeing

mountains

relaxing

buy souvenirs / ice creams

city

exciting

stay in a tent / hotel

Where did you go on holiday?

I went to the mountains with my family.

What was it like?

It was very exciting!

What was the best part?

We went hiking and we stayed in a tent.



1 Look at the story again. Act. 

2 Make a photo album.

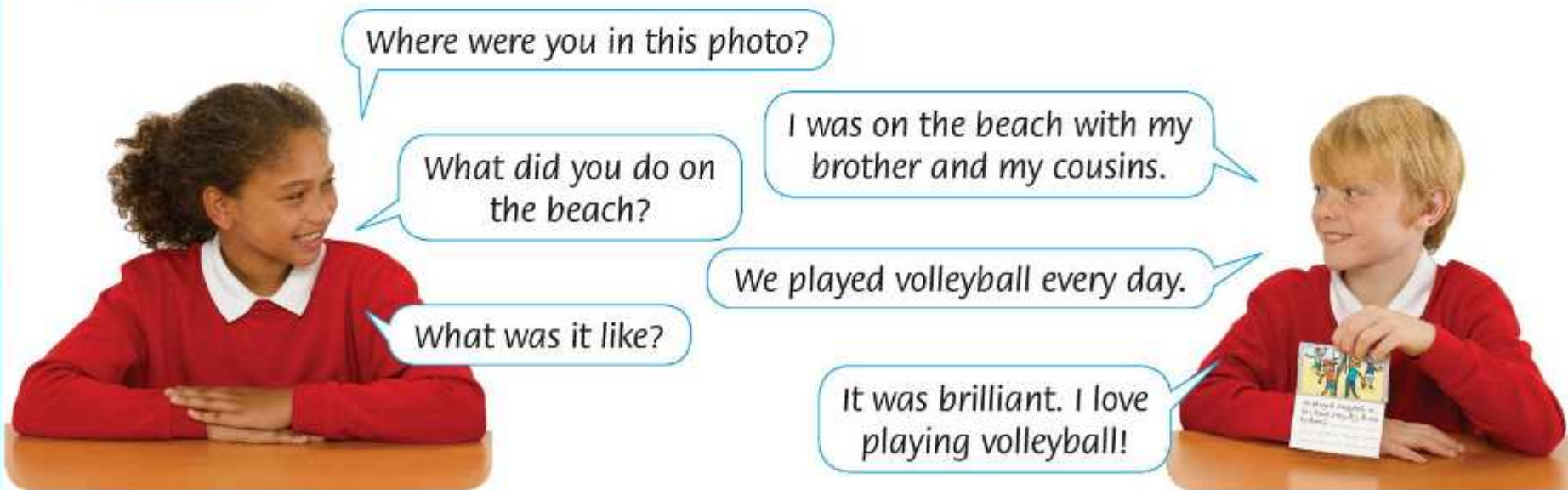


Cut out the photo album page. Write your name on the front of your photo album.



Choose your favourite holiday photos or draw pictures of your holiday. Write about each picture.

3 **Speaking** Ask and answer with your friend.



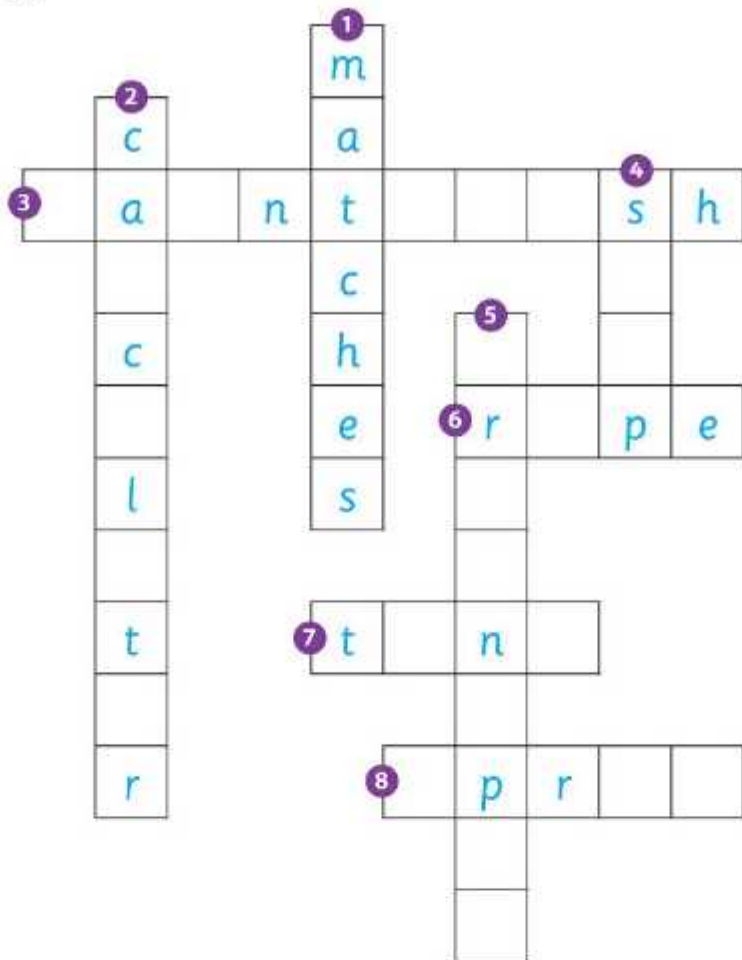
4 **Speaking** Tell the class about your holiday.

- 1 Where did you go on holiday?
- 2 Who did you go with?
- 3 Where did you stay?
- 4 What did you do?
- 5 Did you have a good time?

Last summer, I went to the beach with my parents, my brother and my sisters. We stayed in ...

1 Complete the crossword.

Down



Across



2 Write the correct words.

toothbrush sun cream towel shampoo hairbrush suitcase

Emma is going to Italy on holiday. She's putting all her things in her ¹ suitcase now. She's going to take her ² _____ to use after swimming. She's going to take her ³ _____ to brush her teeth. She's going to take some ⁴ _____ to wash her hair and she's going to take a ⁵ _____ to brush her hair. She's going to take some ⁶ _____ because the sun is very hot in Italy.

3 Read and circle.

- 1 Mum **listened** / **didn't listen** to music yesterday.
- 2 The girls **played** / **didn't play** a game.
- 3 Dad **cooked** / **didn't cook** dinner.
- 4 The boys **played** / **didn't play** a game.
- 5 Mum **watched** / **didn't watch** TV.
- 6 The girls **listened** / **didn't listen** to music.



4 Write the answers.



- 1 Did the family stay in the house last Saturday?
No, they didn't.
- 2 Did Mum work in the garden? _____
- 3 Did the girls have a picnic? _____
- 4 Did Dad wash the car? _____
- 5 Did it rain? _____
- 6 Did the boys play volleyball? _____

5 Write.

'm 's 're

My family and I are very happy. We ¹ 're going to visit our cousins next week. Our cousins live near the beach, so they ² _____ going to take us to the beach every day. I ³ _____ going to swim in the sea. My brother doesn't like swimming. He ⁴ _____ going to play volleyball on the beach. Mum is happy because she ⁵ _____ going to read her new book. We ⁶ _____ going to have a great holiday.



6 Read and complete the words.

ue u_e oo



I like my new teacher at sch o o l.



Can you play a t u e n o on the guitar?



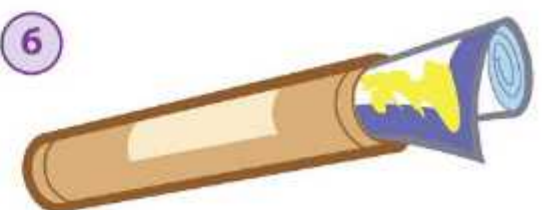
How many r oo ms are in your flat?



My favourite colour is bl ue.



At night, I can see stars and the m oo n.



There is a big poster in the t ue b oo.



1 Look at the picture. How do you think the people feel?

First Term at Malory Towers

First Term at Malory Towers is the first book in the *Malory Towers* series. Enid Blyton wrote the series between 1946 and 1952. Malory Towers is a boarding school for girls. The girls live there during the school term. There are six books in the *Malory Towers* series. Each book is about one year at the school.

The main character in the *Malory Towers* stories is Darrell Rivers. In *First Term At Malory Towers*, Darrell leaves her home to travel to her new school. Darrell is very excited when the taxi arrives to take her and her mother to London. When they arrive at the station, they see lots of other girls in Malory Towers uniforms on the platform. Darrell feels nervous when she sees all the girls, because she doesn't know any of them. A friendly girl called Alicia Johns shows Darrell what to do. They get onto a special train for Malory Towers students. Darrell feels lonely when her mother leaves the station, but Alicia makes Darrell feel better. Darrell meets two other new

students on the train. Their names are Sally and Gwendoline. By the time the train arrives at Malory Towers, Darrell has three new friends and she is very happy.

Darrell likes Malory Towers. The school looks like a castle. There are four boarding houses at the school. Their names are 'North Tower', 'South Tower', 'West Tower' and 'East Tower'.

Darrell's boarding house is North Tower and her house mistress is called Miss Potts. The head mistress is called Miss Grayling. Miss Grayling tells the girls that it is very important to become good, strong women and to help others. Darrell tries hard to be good, but she sometimes makes mistakes.

First Term at Malory Towers is a funny, exciting story with interesting characters. The story is full of great adventures, and it has a happy ending. It made me want to read more about Darrell and her friends in the other Malory Towers books.

Natalie, aged 9



2 Listen and read. 147

- 1 Darrell is excited when
- 2 Darrell is nervous when
- 3 Darrell is lonely when
- 4 Darrell is happy when

3 Match the sentence halves.

- a her mother leaves the station.
- b she arrives at her new school.
- c she sees the other girls.
- d the taxi arrives.

4 Look at the pictures. What school event do the pictures show?


Sports Day



My name's Emma and I'm from Britain. My favourite day in the school year is Sports Day. Sports Day in Britain is lots of fun. Schools usually have Sports Day in the summer, near the end of the school year, because the weather is warm and sunny then. Children run races and try to win prizes or trophies. There is often a skipping race, a sack race (children stand in a sack and jump along the race track), or a three-legged race (children run in pairs, with the left leg of one runner strapped to the right leg of the other runner). Children's parents come to watch Sports Day. Sometimes there are races for mums and dads, too. Everyone has a great time.



Hi. I'm Takumi. I love Sports Day, too. In Japan, we have Sports Day in the autumn or spring, because the weather is cooler then. It's too hot to run races in the summer in Japan. We don't have any lessons for a week before Sports Day. We practise our races and events on the school field every day. The teachers always make sure that we drink lots of water, because we get hot from all the exercise. There is a big rehearsal on the day before Sports Day, to make sure that everything will go well on the actual day. We usually have Sports Day on a Sunday. The school band plays music and we all run races and take part in competitions. It's a wonderful day and we all enjoy it.

5 Listen and read.  148


6 Answer the questions.

- 1 Why do Japanese schools have Sports Days in autumn?
- 2 Why do British schools have Sports Days in summer?
- 3 What do Japanese children do the week before the Sports Day?
- 4 Do you have Sports Day at your school?
- 5 Who is your favourite teacher? Why?



Extensive reading: Fiction

1 Look at the picture. What are the boys doing?



Tom Canty was a boy from a very poor family. His clothes were old and dirty and he never had enough food. However, Tom believed that he could have a better life one day. He was clever and he knew how to read and write. He wanted to get a good job and earn enough money to have a house, clothes and good food.

One day, Tom was outside the palace gates when he saw Prince Edward. Tom stood and watched the prince for a while. The guards tried to send Tom away, but the prince stopped them. The two boys were very surprised when they saw each other. They had very different lives, but they looked just the same. They had the same eyes, the same hair and the same faces. The only thing that was different was their clothes. Prince Edward invited Tom into the palace and the two boys talked about their lives. Edward had lots of money, fine clothes, jewels and plenty of food, but he had to stay in the palace and be quiet and good all the time. Tom had nothing, but he could play in the street with other boys and meet lots of interesting people.

“I want to be like you,” Tom said to Edward. “You are rich and you can have everything you want.” “I want to be like you,” Edward said to Tom. “You are free and you can do everything you want.” “Well, you look just like me, and we are the same age,” said Edward. “Let’s swap clothes. You can stay here and I can live with your family for a while.” Tom thought this was a wonderful idea. The two boys swapped clothes and looked at each other. “We are like twins,” Tom laughed.

Before Edward left the palace, he hid a wax disc in a suit of armour. Then he left the palace quickly, before the guards found the two boys together. Soon Edward was with Tom’s family, but it was not much fun. Tom’s father was unkind. He was often angry and he shouted at Edward all the time. Edward wanted to leave. He ran away and met a soldier called Miles Hendon.

He was a kind man and he looked after Edward. They had lots of adventures together. Edward didn't really like life outside the palace. He saw that life was very difficult for poor people. He decided to be a good king and help the people of England.

Meanwhile, Tom was pretending to be the prince. It wasn't easy. He didn't know how to act, or what to say to people. At first, people thought the prince was ill, because he seemed so different. But Tom was a clever boy and he learned quickly. He had lots of good ideas and he was good at making important decisions. Soon everyone was sure that the prince was well again.

Sadly, the King died while Edward was away. Prince Edward was now the King of England. Tom was very worried. He didn't want to be king. Luckily, Edward heard the news and came back to the palace. He arrived just in time. Tom was about to become the King of England. Edward and Tom tried to tell people the truth.

"I'm not Prince Edward," said Tom. "I'm Tom Canty."

"I'm the real prince," said Edward. "We're sorry we lied. It was only a game."

Edward looked poor and dirty and people didn't believe that he was the real prince. But Edward took the wax disc from the suit of armour and showed it to everyone. The wax disc was the Great Seal of England. Only the true King of England has the Great Seal. So Edward became king, but he remembered his adventures and the lessons he learned when he was with Miles. He was a good king and he helped the people of England. He made sure that life was better for poor people. Edward and Tom were very good friends, and Tom became a very important man. He was never poor or hungry again.



2 Listen and read.  149 **3 Write short answers.**

- | | |
|--------------------------------------------------|--------------------------------|
| 1 Was Tom Canty from a rich family? _____ | 2 Was Tom clever? _____ |
| 3 Did Edward want to be like Tom? _____ | 4 Was Tom's father kind? _____ |
| 5 Did Edward like life outside the palace? _____ | 6 Did Tom become King? _____ |

4 Ask and answer.

- 1 Who do you think has a better life: Edward or Tom? Why?
- 2 Why do you think the boys wanted to swap places?
- 3 Do you want to swap places with anyone? Who and why?

The United Kingdom

1 Listen, read and find the countries on the map.  150



Hello! I'm Dylan. I'm from Wales. Cardiff is the capital city of Wales. The Millennium Stadium in Cardiff is very modern, but it's not as modern as the Millennium Centre. The Millennium Centre has got theatres, shops and restaurants.



Hi! My name's Cameron. I'm from Scotland. Edinburgh is the capital city of Scotland. This is the Royal Mile. It is hundreds of years old and is 1,707 metres long. The Royal Mile and Princes Street are famous streets in Edinburgh. Princes Street isn't as old as the Royal Mile, but it's almost as long as the Royal Mile.





Let's talk about the United Kingdom!

Princes Street is almost **as long as** the Royal Mile.

Princes Street is **not as old as** the Royal Mile.

Hi! I'm Jessica. I'm from England. London is the capital city of England and the UK. This is Buckingham Palace in London. It's very old, but it isn't as old as the Tower of London. The Tower of London is nearly 1,000 years old!

2 Read again. Correct the sentences.

- 1 Cameron is from Northern Ireland.
Cameron is from Scotland.
- 2 The flag of England is red and blue.
- 3 The Millennium Centre is in Scotland.
- 4 Belfast is as big as London.
- 5 The Tower of London is nearly 500 years old.

3 Talk about the places.

Belfast / big / London

Buckingham Palace / old / the Tower of London

the Royal Mile / long / Princes Street

the Millennium Stadium / modern / the Millennium Centre

Belfast Castle / new / the Millennium Stadium

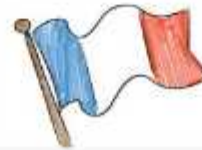


Hello! My name's Tara. I'm from Northern Ireland. Belfast is the capital city of Northern Ireland. Belfast isn't as big as London, but it's the biggest city in Northern Ireland. This is Belfast Castle. It's a beautiful old building.

Belfast isn't as big London.

The Royal Mile is as long as Princes Street.

4 Draw your flag. Write.



My name's Sabine.

I'm from France.

Paris is the capital city ...

Factfile

The UK is England, Scotland, Wales and Northern Ireland.

Sports events

Factfile

They use 42,000 balls every year at Wimbledon!

- 1 Read, guess and circle the correct words. Then listen and check your answers.  151

Every year there are lots of popular and important sports events in the UK. These are some of the most famous ones:

- 1 Wimbledon is the oldest tennis tournament in the world. It started in 1877. The players wear white / **black** clothes. About 500,000 people go to Wimbledon every year to watch the matches. People sit quietly during the matches. Children called ball boys and ball girls collect the tennis ² **players** / **balls** during the matches. They work quietly and they run quickly to collect the balls.



- 2 Football is the most popular sport in the UK. The FA Cup is a very old football tournament. Every year, about 760 football ³ **teams** / **boots** play matches against each other. About 90,000 football fans go to Wembley Stadium to watch the FA Cup final every ⁴ **year** / **month**. They often sing football songs very loudly. They always shout happily when their team scores a goal.



- 3 The Boat Race is a rowing race along the River Thames in London. The race is between Oxford University and Cambridge University. The ⁵ **last** / **first** race was in 1829. Every year, about 250,000 people go to watch. The rowers work well as a team and they make the boats move very fast.

Let's talk about sports events!

Adverbs of manner

People sit **quietly** at Wimbledon.

The football fans sing **loudly** at the FA Cup final.



4

Royal Ascot is a very old ⁶ **horse / dog** racing event. It started in 1711! About 300,000 people go to watch every year. People dress very smartly for Royal Ascot. The women often wear amazing hats. The horses warm up before each race by walking slowly around the 'walking ring'. When the race starts, they run very quickly!



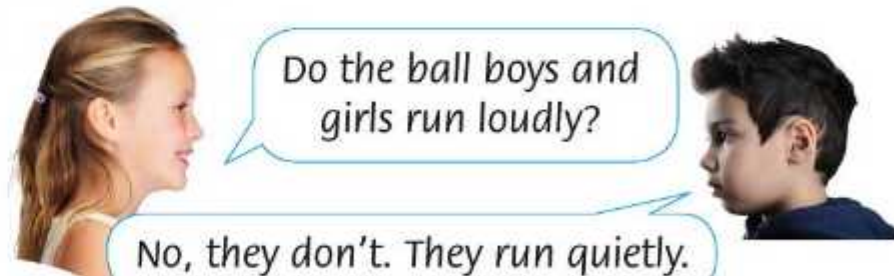
2 Read again. Write T (true) or F (false).

- 1 Wimbledon is a new tennis tournament. F
- 2 Tennis is the most popular sport in the UK.
- 3 The football fans at the FA Cup final sing loudly.
- 4 The Boat Race started in 1882.
- 5 Not many people go to Royal Ascot.

3 Talk about the people.

slowly / quickly loudly / quietly
sadly / happily

ball boys and girls / run
people at Wimbledon / sit
football fans / sing / shout
rowers in the Boat Race / row



Do the ball boys and girls run loudly?

No, they don't. They run quietly.

4 Write. Draw a picture.



Clothes

1 Listen and read. Write the numbers.  152

1 Hi! My name's Robbie and I'm nine years old. I wear a uniform to go to school. I wear a white shirt and grey trousers, with black shoes. I wear a tie, too. In the winter, I wear a jumper to keep warm. I don't really like wearing my uniform, but it's easy to get dressed for school in the morning. I always know what to wear!

2 I'm Gemma and I'm eight. I wear a uniform to go to school, but in my free time I like wearing pretty clothes. I don't really like wearing jeans. I love wearing dresses and skirts. I always wear my favourite dress to go to parties. I usually wear a skirt and a pretty top to visit my grandparents or my friends at the weekend.

3 My name's Ben. I'm ten years old. My school uniform is grey, red and white. I think school uniforms are OK because everyone wears the same. My favourite clothes are sporty clothes. I like tracksuits, T-shirts and trainers. They're really comfortable! I wear smart clothes to go to parties, or to go out with my family, but I wear tracksuits at home, and to play football.

4 Hello! I'm Lisa and I'm nine. I love wearing casual clothes in my free time. I usually wear jeans with colourful tops to relax at home or to play with my friends. I wear shorts and a T-shirt to play basketball on Saturdays. I'm in the school drama club, so I sometimes wear costumes to act in plays. I love wearing costumes. It's great fun to dress up!



Let's talk about clothes!

Infinitive of purpose

I wear a uniform **to go** to school.

I wear a blue jumper **to keep** warm.

I wear shorts and a T-shirt **to play** basketball.

I sometimes wear costumes **to act** in plays.

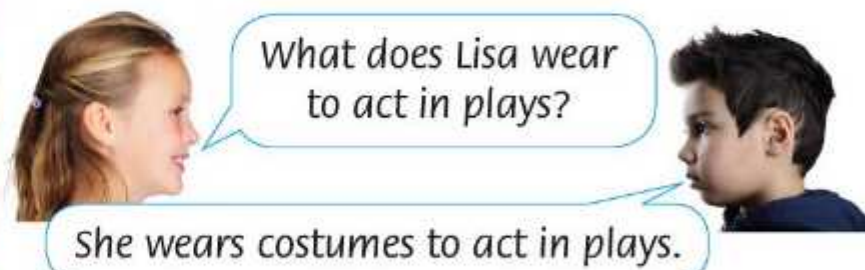
2 Read again. Complete the sentences with the words in the box.

jeans tie skirts
shirt tracksuits

- 1 Robbie's _____ is blue and yellow.
- 2 Robbie wears a white _____ to go to school.
- 3 Gemma likes wearing dresses and _____.
- 4 Ben thinks _____ are comfortable.
- 5 Lisa likes wearing _____ and tops at home.

3 Talk about the children in Exercise 1.

plays parties home school
grandparents friends tennis
basketball family



4 Write. Draw a picture.



I'm Carlos and I'm from Spain. I usually wear shorts and a T-shirt to play tennis and ...

Great Clarendon Street, Oxford, OX2 6DP, United Kingdom

Oxford University Press is a department of the University of Oxford. It furthers the University's objective of excellence in research, scholarship, and education by publishing worldwide. Oxford is a registered trade mark of Oxford University Press in the UK and in certain other countries

© Oxford University Press 2014

The moral rights of the author have been asserted

eBook Edition

ISBN: 978 0 19 480977 1 Interactive ebook

ISBN: 978 0 19 480979 5 Interactive ebook - app version

First published in 2014

No copying or file sharing

This digital publication is protected by international copyright laws. No part of this digital publication may be reproduced, modified, adapted, stored in a retrieval system, or transmitted, in any form or by any means, to any other person or company without the prior permission in writing of Oxford University Press, or as expressly permitted by law. Enquiries concerning reproduction outside the scope of the above should be sent to the ELT Rights Department, Oxford University Press, at the address above. You must not modify, adapt, copy, store, transfer or circulate the contents of this publication under any other branding or as part of any other product. You may not print out material for any commercial purpose or resale. Any websites referred to in this publication are in the public domain and their addresses are provided by Oxford University Press for information only. Oxford University Press disclaims all and any responsibility for the content of such websites.

ACKNOWLEDGEMENTS

Cover illustration by: James Elston

Illustrations by: David Atkinson (Hand Made Maps) pp.130; Adrian Barclay (Beehive Illustration) pp.5, 9 (Ex3), 10 (Ex1), 15 (Ex3, 4), 16 (Ex1), 21 (Ex3 & 4), 22 (Ex1), 28 (Ex1, 3), 29 (Ex4, 5), 32 (Ex1), 33 (Ex3 & 4), 39 (Ex3, 4), 40 (Ex1), 45 (Ex4), 46 (Ex1), 52 (Ex1, 2, 3), 53 (Ex5), 57 (Ex3), 58 (Ex1), 63 (Ex4), 64 (Ex1), 69 (Ex3), 76 (Ex1, 2), 77 (Ex4, 5), 81 (Ex3, 4), 82 (Ex1), 87 (Ex4), 88 (Ex1), 93 (Ex3, 4), 94 (Ex1), 100 (Ex1, 2), 101 (Ex4, 5), 105 (Ex3, 4), 106 (Ex1), 111 (Ex4), 112 (Ex1), 117 (Ex4), 118 (Ex1), 124 (Ex1, 3), 125 (Ex4, 5); Kathy Baxendale pp.24 (Ex3), 25 (Ex1 a-d), 66 (Ex3), 96 (Ex3 handwriting); Jared Beckstrand pp.6, 10 (Ex3), 16 (Ex3), 22 (Ex3), 34 (Ex3), 40 (Ex3), 46 (Ex3), 58 (Ex3), 64 (Ex3), 70, 82 (Ex3), 88 (Ex3), 94 (Ex3), 106 (Ex3), 112 (Ex3), 118 (Ex3); Seb Camagajevac (Beehive Illustration) pp.30; Simon Clare pp.11, 17, 23, 29 (Ex6), 35, 41, 47, 53 (Ex6), 59, 65, 71, 77 (Ex6), 83, 89, 95, 101 (Ex6), 107, 113, 119, 125 (Ex6); Livia Coloji (The Organisation) pp.128, 129; Steve Cox pp.25 (Ex1 1-4) 67, 78, 84 (Ex3), 85, 97 102, 126; James Elston pp.4, 8 (Ex2), 9 (Ex2), 14 (Ex2), 15 (Ex2), 20 (Ex2), 21 (Ex2), 32 (Ex2), 33 (Ex2), 38 (Ex2), 39 (Ex2), 44 (Ex2), 45 (Ex2), 56 (Ex2), 57 (Ex1), 62 (Ex2), 63 (Ex1), 68 (Ex2), 69 (Ex2), 80 (Ex2), 81 (Ex2), 86 (Ex2), 87 (Ex 2), 92 (Ex2), 93 (Ex2), 104 (Ex2), 105 (Ex2), 110 (Ex2), 111 (Ex2), 116 (Ex2), 117 (Ex2); Fabiano Fiorin (Milan Illustrations Agency) pp. 26, 50, 74, 98, 122; Paul Gibbs pp.42 (Ex3), 43; Jolm Haslam pp.12, 13, 18 (icons), 121; Andrew Hennessey pp.7, 8 (Ex1), 12 (Ex1), 14 (Ex1), 18 (Ex1), 20 (Ex1), 24 (Ex1), 30 (Ex1), 36 (Ex1), 38 (Ex1), 42 (Ex1), 44 (Ex1), 56 (Ex1), 60 (Ex1), 62 (Ex1), 66 (Ex1), 68 (Ex1), 72 (Ex1), 80 (Ex1), 84 (Ex1), 86 (Ex1), 90 (Ex1), 92 (Ex1), 96 (Ex1), 104 (Ex1), 108 (Ex1), 110 (Ex1), 114 (Ex1), 116 (Ex1); Carl Pearce (Advocate Art) pp.37, 109; Jorge Santillan (Beehive Illustration) pp.54; Lesley Vamos (Andrea Brown Literary Agency) pp.131, 133, 135.

The Publishers would like to thank the following for their kind permission to reproduce photographs and other copyright material: Alamy pp.19 (Ivan/People White Background), 19 (Mai/imagebroker), 19 (Bruno/Art Directors & TRIP), 19 (football kit/vario images GmbH & Co.KG), 26, 50, 74, 98, 121 (girl/IS2 from Image Source), 31 (Tanya/Radius Images), 31 (Hassan/Megapress), 91 (Nabatean inscription/Eddie Gerald), 96 (bride and groom/ClassicStock), 103 (boy/keepics), 103 (girl/Blend Images), 108 (Ancient Egyptian artwork/North Wind Picture Archives), 114 (food frying on campfire/imagebroker), 130 (Royal Mile Edinburgh/John Peter Photography), 131 (Belfast Castle/Stephen Emerson), 131, 133 (talking head girl/Yuri Arcurs), 132 (Rafael Nadal/Duncan Grove), 134 (girl jeans and top/YAY Media AS), 134 (boy uniform/moodboard), 135 (boy tracksuit/Wildscape); Corbis pp.72 (Lake Pontchartrain causeway/David Frazier), 103 (schoolkids in canoe/Erwin Patzelt), 135 (girl party dress/Ocean); Getty pp.18 (Kelly/Fuse), 18 (Ismail/Image Source/Dan Bannister), 18 (Nuria/Alexander Walter), 19 (fishing gear/Purestock), 19 (Billy/DCA Productions), 19 (Shani/Lauren Burke), 28 (girl with family/Sam Edwards), 47 (Australian farm/Richard Woldendorp), 61 (boys playing basketball/The Image Bank/Chris Clinton), 72 (Ggantija temple/Travel Ink), 103 (Japanese train commuters/Gary Conner), 114 (children around campfire/Moretti/Viant), 114 (children fishing/Titus Lacoste), 120 (Tibidabo Carousel/Juergen Stumpe), 127 (UK

sports day/Nick Clements), 127 (Japan sports day/Absodels), 131 (Buckingham Palace/Amos Chapple), 132 (footballers holding FA cup/Mike Hewitt), 132 (footballers playing/Laurence Griffiths), 133 (horse-racing/David Rogers), iStock pp.79 (shish kebab/adlifemarketing), 96 (young girl/HultonArchive), 130 (Millennium Stadium Cardiff/tattywelshie), 130 (Welsh boy/jaroon), 131 (Tower of London/DavidCallan); Oxford University Press pp.19 (chessboard/Photodisc), 19 (Ting/Gareth Boden), 19 (Lisa/Photodisc), 47 (Ellie/David Jordan), 61 (boy in library/Comstock), 61 (classical concert/Ied Foxx), 72 (map of Russia/Graphi-Ogre); Rex Features pp.60 (Monsters University/BDC), 132 (Serena Williams/Rex Features), 133 (boat race/Rex Features), 133 (woman with hat/David Hartley); Shutterstock pp.19 (Tina/studio), 19 (baking ingredients/Sandra Caldwell), 26, 50, 74, 98, 121 (boy/djem), 36 (dolphins/William Bradberry), 36 (girl with dolphin/Kavun Kseniia), 50 (tigers/Nachiketa Bajaj), 61 (cinema screen pic/Callahan), 61 (cinema screen/d13), 61 (shopping mall/shooarts), 79 (boy/Arvind Balaraman), 79 (doner kebab/Jacek Chabraszewski), 79 (girl/Naypong), 79 (mango and rice dish/anat chant), 90 (treasury at Petra/robert paul van beets), 90 (pink Petra/Jane Rix), 91 (Petra/Nickolay Vinokurov), 96 (grandmother/Martina Ebel), 120 (Barcelona Zoo Aquarium/Ugorenkov Aleksandr), 130 (Millennium Centre Cardiff/Gail Johnson), 130 (Scottish boy/Chris Baynham), 130 (English girl/Goodluz), 131 (Irish girl/Monkey Business Images), 131, 133 (talking head boy/ZouZou), 132 (tennis ball illustration/Antti Metsaranta); SPL pp.72 (River Nile/NASA), 108 (papyrus/Jack Coulthard).

Commissioned photography by: Graham Alder at MM Studios, Oxford pp.27, 51, 75, 99, 113; David Jordan pp.48 (Ellie head and shoulders), 49, 115.

We would also like to thank the following for their help: pp.115, Youlbury International Scout Camp, Boars Hill, Oxford.

Animations by: GS animations.

Fluency Time! videos and Skills Time! videos by: MTJ Media.


2nd Edition Family and Friends

Support and development for the whole child

Building on the exceptionally strong skills training, phonics and civic education of the internationally best-selling first edition, **Family and Friends 2nd Edition** now brings you:

- NEW** Real-world fluency development with supporting DVD
- NEW** Interactive online practice you can assign and track
- NEW** Comprehensive assessment and testing programme, including Cambridge English: YLE

For students



Class Book
with Student MultiROM



Workbook
with or without Online Practice

For teachers



Teacher's Book Plus
with Fluency DVD, Online Practice and Assessment and Resource CD-ROM & Audio CD



Oxford iTools
Digital Classroom Resources



Class Audio CDs

Also available



Grammar Friends Readers
Oxford Primary Skills: Reading and Writing



Teacher's Resource Pack
with Values Posters, Phonics Cards and Flashcards

OXFORD
UNIVERSITY PRESS

www.oup.com/elt/familyandfriends

oxfordparents
Help your child with English
www.oup.com/elt/oxfordparents

زبان امید
www.languagecentre.ir

ISBN 978-0-19-480831-6



9 780194 808316


2nd Edition Family and Friends

Support and development for the whole child

Building on the exceptionally strong skills training, phonics and civic education of the internationally best-selling first edition, **Family and Friends 2nd Edition** now brings you:

- NEW** Real-world fluency development with supporting DVD
- NEW** Interactive online practice you can assign and track
- NEW** Comprehensive assessment and testing programme, including Cambridge English: YLE

For students



Class Book
with Student MultiROM



Workbook
with or without Online Practice

For teachers



Teacher's Book Plus
with Fluency DVD, Online Practice and Assessment and Resource CD-ROM & Audio CD



Oxford iTools
Digital Classroom Resources



Class Audio CDs

Also available



Grammar Friends Readers
Oxford Primary Skills: Reading and Writing



Teacher's Resource Pack
with Values Posters, Phonics Cards and Flashcards

OXFORD
UNIVERSITY PRESS

www.oup.com/elt/familyandfriends

oxfordparents
Help your child with English
www.oup.com/elt/oxfordparents

زبان امید
www.languagecentre.ir

ISBN 978-0-19-480831-6



9 780194 808316